

April 2020

Mark Twain News



Special Note

The staff has worked hard to supply students with school work and things they can do at home. Please check Dojo, Remind and student Google accounts/Google Classroom. Students in the upper grades should also check their student school email accounts. In order to do this see the last page for details on how to locate accounts.

Parents are asking for ways to support their child's learning while they are at home during this extended time. Playing board games, cooking, reading together, playing cards are just a few ways to continue learning. There are a number of online websites that students can log on to through class link. Directions for accessing this are also attached. Some site allow you to take virtual field trips such as the Cincinnati Zoo or museums. The Dayton Metro Library website/facebook page has information on how to obtain an ecard then access ebooks to keep that reading going. Scholastic has family friendly activities and you can still check out ebooks from the library.

While many of the teachers are using electronic apps they may be scheduling Google Meet Ups or Zoom Sessions please remember that these features are school tools and all rules as well as the Miamisburg City Schools User Agreement found in the student handbook apply. These are for school use only and meetings should be initiated by teachers. The staff are also coordinating with the PTA Facebook page to bring you new and exciting things several times a week. **Check out the Mark Twain Elementary PTA Facebook page for stories and activities from the staff. We will be posting several new videos each week. We are hosting a virtual Spirit Week April 14th-17th. Be sure you are on Remind for text messages and to see some great photos. (See the last page for details.)**

The speech and language resources are now posted on the district website on COVID-19 link under the At Home Learning Tab. We will be reaching out to students in the near future initially through email. For questions please contact Lauren Tussey ltussey@miamisburg.k12.oh.us or Erin Ullery eullery@miamisburg.k12.oh.us

Looking for a good site to use with your child go to <https://guest.portaportal.com/gfeix>. In the portaportal students can practice typing, work on language arts, math, science and social studies skills. PE, Art and Music teacher also have activities and resources they have sent out for students.

Please stay safe and healthy during this time. Hope to see everyone again soon.

Ms. Lee Marker

Looking for flowers? Go to our school fundraiser website and order. Flowers will come directly to your home in time for spring planting. They are taking orders through April 30th.

<http://Marktwaingarden.fpfundraising.com>.



Stay Connected

-If you are not receiving One Calls or wish to add an additional number you can sign up to receive them on the home page of the district website.

-Remind is a text messaging system that allows for short texts of information to go out to families. To sign up text to 81010 and in the message put in @ebe3cc

-Teacher emails are another way to stay connected . Use the first initial of their first name, last name and then @Miamisburg.k12.oh.us . Mine is kmarker@miamisburg.k12.oh.us




Accessing ClassLink from Home

Miamisburg City Schools utilizes ClassLink as a one-stop shop for online resources. The amount of technology utilized inside and outside the classroom for instruction and learning has grown tremendously. Our teachers and students use more digital resources and devices than ever before. As this change is making education better, the expectation of teachers and students to remember usernames and passwords is challenging. ClassLink helps solve this problem.

ClassLink is a single sign-on solution giving students and teachers access to their digital resources anywhere and with one password. ClassLink accounts are connected to students' school email addresses. Students will use their school GMail username and password to log into ClassLink and they will view apps for the programs they utilize for the courses they have in their schedule. Students use links at school to access ClassLink. To access ClassLink at home, students will go to myclasslink.com/miamisburg.

Steps to Access ClassLink from Home: Typing in the url

1. Go to myclasslink.com/miamisburg
2. Click Sign in with Google



3. Enter your Miamisburg City Schools' GMail address and password.
4. If you receive an error stating "not connected", check to see if you logged into the Chrome web browser under another email account. You must either be logged into your school GMail account in the Chrome web browser you are using for ClassLink, or no email at all.

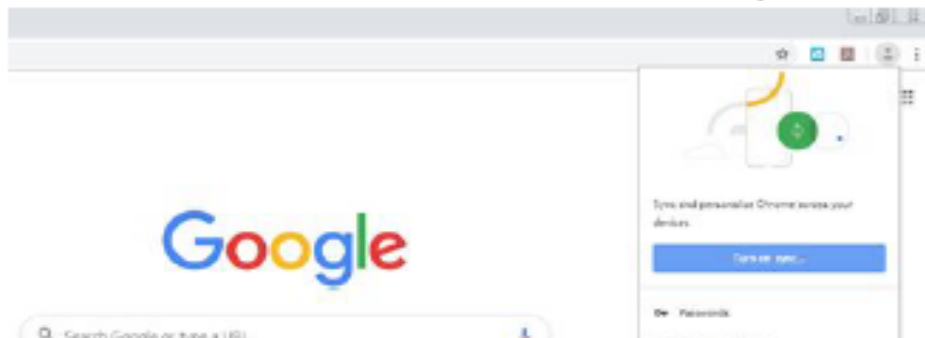




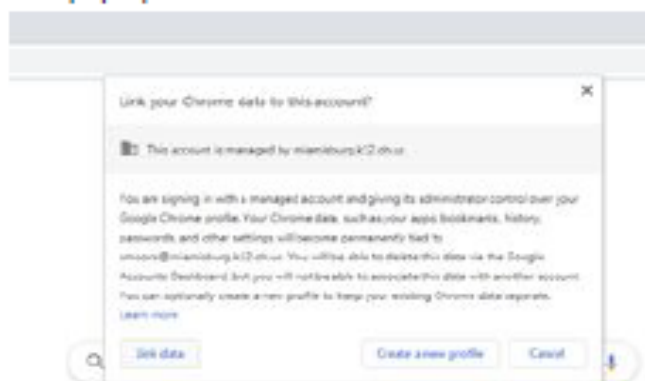
Steps to Access ClassLink from Home: Sync your Chrome Browser

Google Chrome allows you to sync your browser data with your Google account. To set this up go through the follow instructions. This will allow you to access your bookmarks on your school Gmail account.

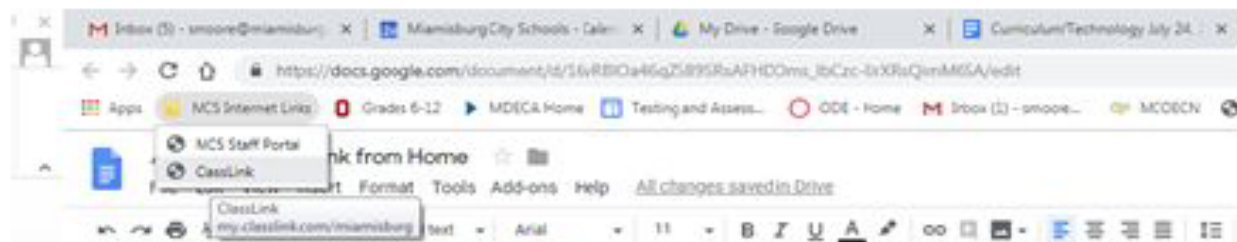
1. Launch Google Chrome in your browser. In the top-right corner of the browser window, click the little circle with the head in it and then select Turn on Sync.



2. Enter your school email address and password.
3. Select Link Data in the pop-up window



4. In your bookmarks toolbar, select MCS Internet Links and ClassLink.



Logging Onto Google At Home

At school, your child has a ClassLink icon on the computer to click on, so things will look a little different from home.

To login from home, go to Google and click on either Sign In or Gmail and login:

Username: *Must use legal first name and some have 2 last names*
firstname.lastname@stu.miamisburg.k12.oh.us

Password: student ID# with MCS no spaces

(All students use this to log on every technology class or use of classroom chromebooks)

EXAMPLE: 123456MCS

Once signed in, click on the 9 dots in the upper right corner of the screen to see the Google Apps and click on Google Classroom (green and yellow rectangle). You may need to ADD this app by clicking the 9 dots and scrolling down, then clicking on MORE and searching for Classroom. Students already have a Google Classroom(s) that they are part of and can see projects and related instructions for technology class.

Virtual Spirit Week for Mark Twain Share your best pictures. Send them to kmarker@miamisburg.k12.oh.us by 6:00 p.m. each day of the week. Ms. Lee Marker will put several top picks on Remind each day and in upcoming newsletters/slide shows.

Tuesday April 14th: We are all Superheros -dress like a superhero as we conquer this time apart.

Wednesday April 15th:Wacky Wednesday-Dress silly today and model a smile!

Thursday April 16th: Beach Day-Escape today and dress like you are at the Beach:)

Friday April 17th: Wear your Mark Twain Spirit Wear or Viking Attire. Mark Twain has spirit.



Some Positive Tips for this Time Period:

- Take time for yourself as a parent each day. This is something we have never experienced and it can be stressful. Taking care of yourself is critical.
- Be creative. Get out the sidewalk chalk , play cards, get out scissors and glue, crayons and paper. Have a contest on who can come up with the craziest hat or mask.
- Cook in the kitchen together. Get out the measuring cups and spoons. This is a great time to talk about measurement and converting 1/2 cups to cups and 1/3 teaspoon into tablespoons.
- Talk a walk and play ISPY as you are walking. This will encourage everyone to get involved and look for new things outside.
- Set a time to clean up time at home so everyone pitches in.
- Watch a television show together and talk about the ending. Discuss changing the ending to the show. As you are watching you could also talk about what you think will happen next.
- Read a book together. If you are looking for a variety go to storylineonline.com and have them read your child a story.
- Stay connected. Write a letter to family member or friend.