

July 2014











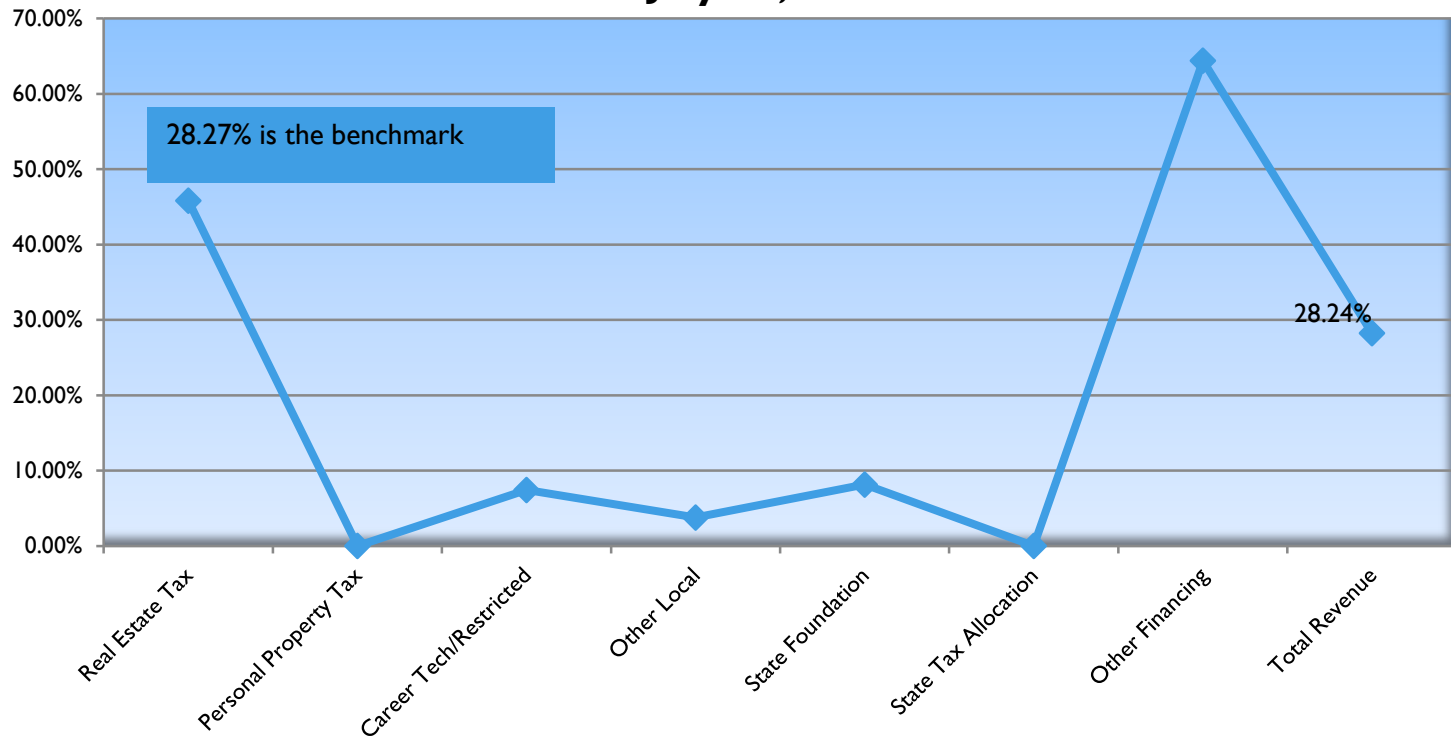




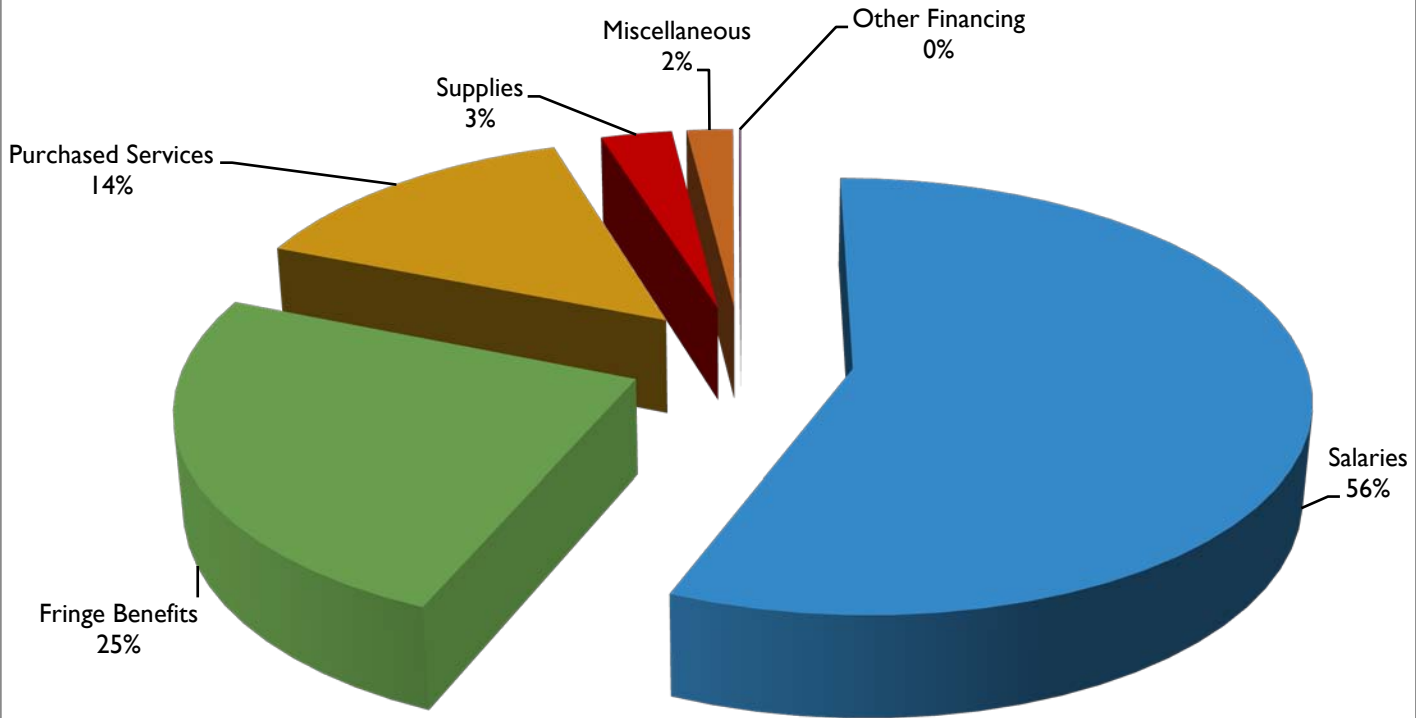




### General Fund FY 2014-15 Percentage received of Revenues as of July 31, 2014

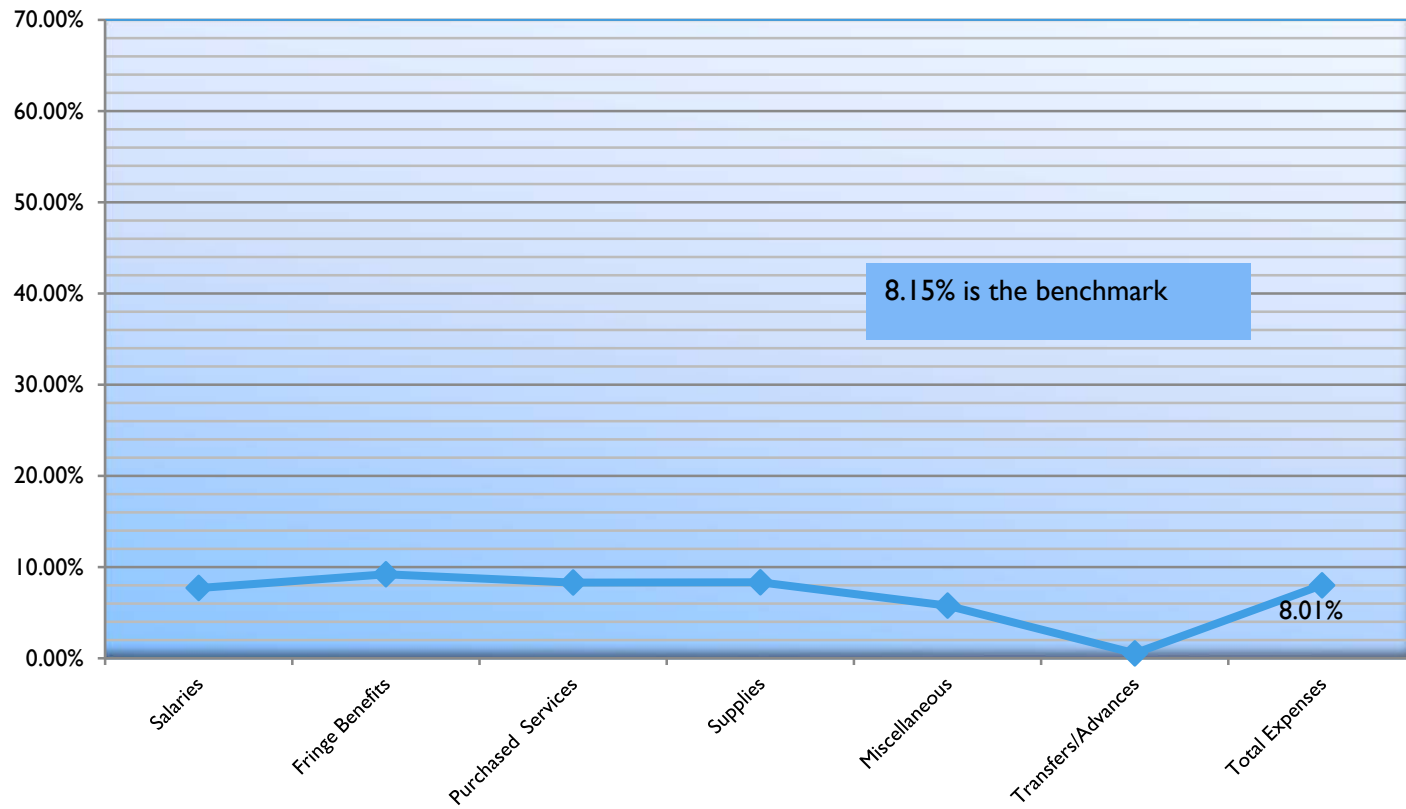


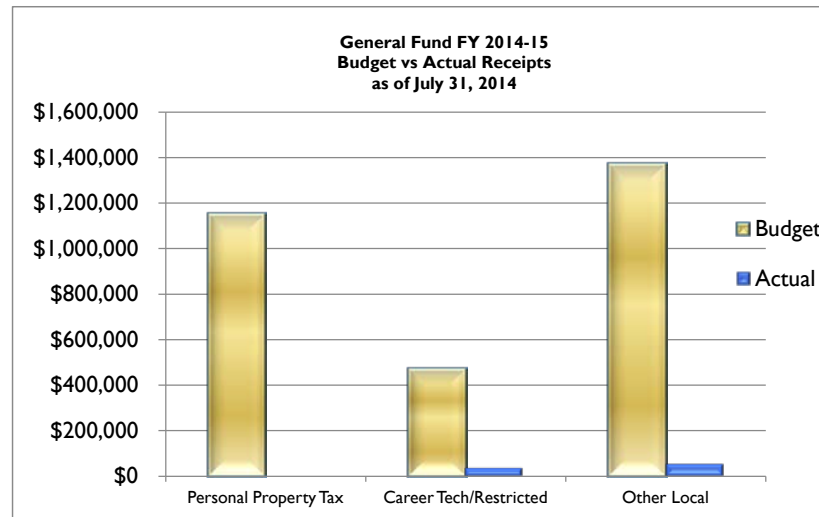
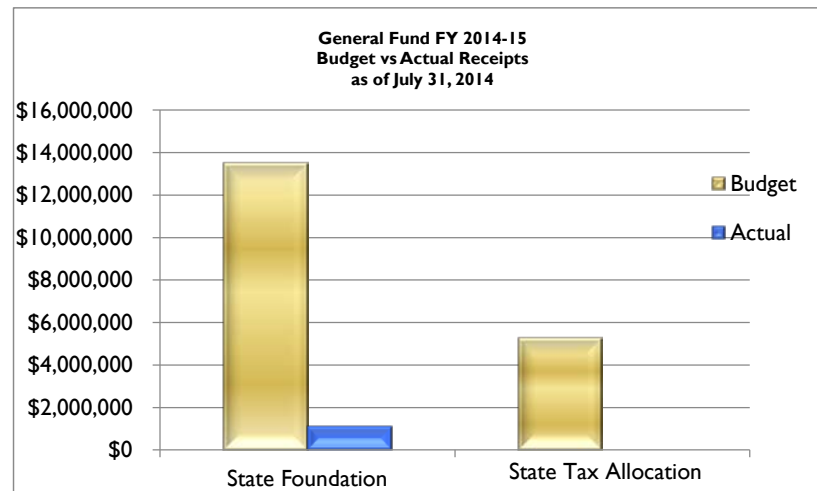
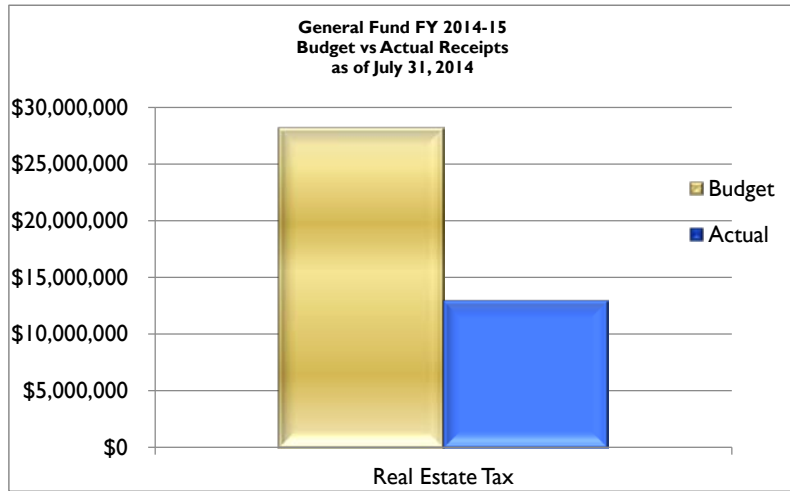
# Where does the money go ?

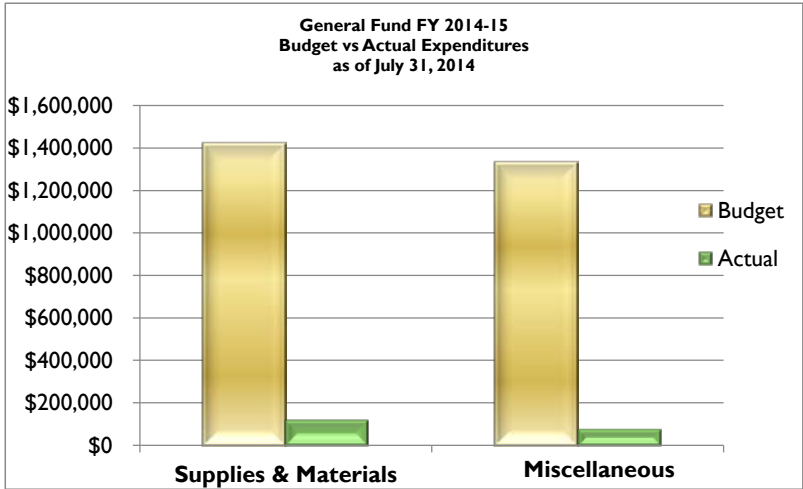
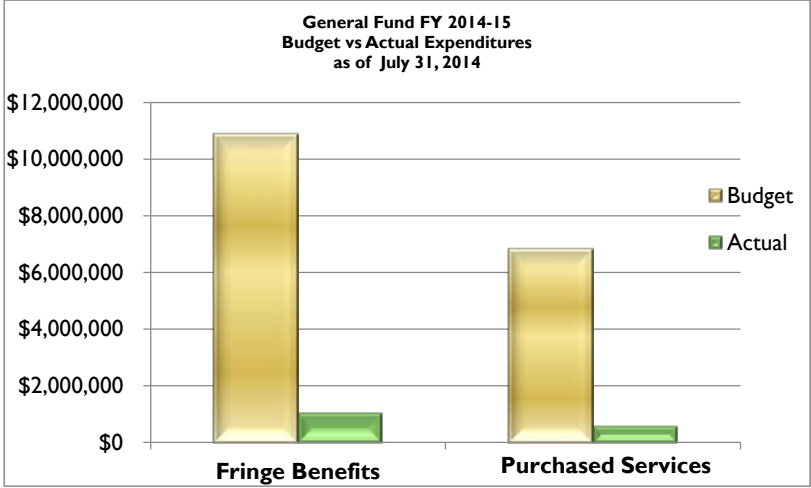
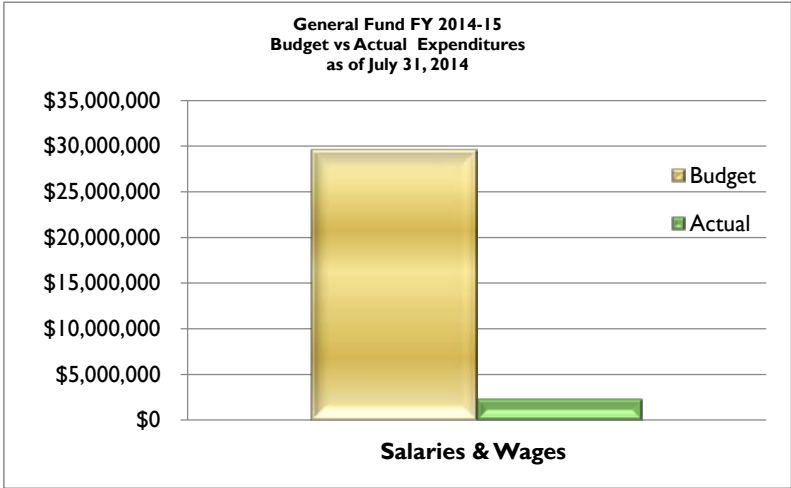


General Fund FY 2014-15  
Total Expenditures - \$ 4,060,236

### General Fund FY 2014-15 Percentage spent of Expenditures as of July 31, 2014







**Miamisburg City School District**  
**Bank Reconciliation**  
**July 31, 2014**

**Balance Per Bank Statements**

Farmers & Merchants	4,057,978.05
Fifth Third Checking	16,553,070.90
Baird/US Bank	13,180,890.02
Campus Quest - Farmers & Merchants	35,719.75
Star Ohio	3,451.40

**Total Bank Balance** **33,831,110.12**

Change Fund	-
Petty Cash	400.00
	33,831,510.12

Less:

Outstanding Checks - A/P	(96,687.93)
Outstanding Payroll Checks	(887,312.54)

**Adjusted Bank Balance** **32,847,509.65**

**Fund Balances**

Fund Balances as of July 31, 2014	32,706,631.50
Less:	
Bank Service charge	(1,097.30)
Overpaid medicare	(0.06)
V Card Transfer	-
Flex bank fee	(946.00)
HAS deduction	(831.20)
Add:	-
Flex Bank	-
Purchasing Card	-
Outstanding Deposits	143,752.71

**Adjusted Fund Balances** **32,847,509.65**

**Variance Between Fund and Book** **0.00**

-- Options Summary --

Summary or Detail Report? (S,D) S  
Output file: FINSUMM1.PDF  
Type: CSV  
Print options page? (Y,N) Y  
Report heading: FY 2014-15  
Generate FINDET report for comparison? (Y,N) N  
Sort options: FD  
Subtotal options: FD  
Include future encumbrance amounts? (Y,N) N  
Include accounts with zero amounts? (Y,N) N  
Include accounts which are no longer active? (Y,N,I) Y

BAT\_FINSUM executed by MBADMIN on node MDECA5:: at 4-AUG-2014 08:01:28.44



MIAMISBURG CITY SD  
 Financial Report by Fund  
 FY 2014-15

Begin Balance	MTD Receipts	FYTD Receipts	MTD Expenditures	FYTD Expenditures	Current Fund Balance	Current Encumbrances	Unencumbered Fund Balance
TOTAL FOR Fund 001 - GENERAL:							
9,923,101.47	14,149,172.45	14,149,172.45	4,060,236.60	4,060,236.60	20,012,037.32	1,961,052.07	18,050,985.25
TOTAL FOR Fund 002 - BOND RETIREMENT:							
2,718,052.43	1,885,702.97	1,885,702.97	0.00	0.00	4,603,755.40	0.00	4,603,755.40
TOTAL FOR Fund 003 - PERMANENT IMPROVEMENT:							
5,341,387.05	1,151,216.92	1,151,216.92	1,139,643.93	1,139,643.93	5,352,960.04	2,194,241.41	3,158,718.63
TOTAL FOR Fund 004 - BUILDING:							
15,132.14	0.00	0.00	0.00	0.00	15,132.14	0.00	15,132.14
TOTAL FOR Fund 005 - REPLACEMENT:							
25,156.69	0.00	0.00	0.00	0.00	25,156.69	0.00	25,156.69
TOTAL FOR Fund 006 - FOOD SERVICE:							
1,318,455.07	465.45	465.45	137,383.51	137,383.51	1,181,537.01	80,074.32	1,101,462.69
TOTAL FOR Fund 007 - SPECIAL TRUST:							
102,171.92	96.33	96.33	208.30	208.30	102,059.95	627.50	101,432.45
TOTAL FOR Fund 008 - ENDOWMENT:							
6,499.69	0.00	0.00	0.00	0.00	6,499.69	0.00	6,499.69
TOTAL FOR Fund 009 - UNIFORM SCHOOL SUPPLIES:							
123,558.64	987.30	987.30	18,254.71	18,254.71	106,291.23	85,024.25	21,266.98
TOTAL FOR Fund 018 - PUBLIC SCHOOL SUPPORT:							
175,526.52	700.25	700.25	2,835.34	2,835.34	173,391.43	28,452.29	144,939.14
TOTAL FOR Fund 019 - OTHER GRANT:							
75,177.06	11,384.46	11,384.46	0.00	0.00	86,561.52	3,545.21	83,016.31
TOTAL FOR Fund 024 - EMPLOYEE BENEFITS SELF INS.:							
26,860.00	4,430.00	4,430.00	0.00	0.00	31,290.00	0.00	31,290.00
TOTAL FOR Fund 031 - UNDERGROUND STORAGE TANK FUND							
8,000.00	0.00	0.00	0.00	0.00	8,000.00	0.00	8,000.00
TOTAL FOR Fund 035 - TERMINATION BENEFITS - HB426:							
472,852.17	0.00	0.00	64,885.53	64,885.53	407,966.64	0.00	407,966.64
TOTAL FOR Fund 070 - CAPITAL PROJECTS:							
176,755.39	35,719.75	35,719.75	0.00	0.00	212,475.14	0.00	212,475.14
TOTAL FOR Fund 200 - STUDENT MANAGED ACTIVITY:							
119,025.41	118.00	118.00	8,476.78	8,476.78	110,666.63	31,094.70	79,571.93

MIAMISBURG CITY SD  
 Financial Report by Fund  
 FY 2014-15

Begin Balance	MTD Receipts	FYTD Receipts	MTD Expenditures	FYTD Expenditures	Current Fund Balance	Current Encumbrances	Unencumbered Fund Balance
TOTAL FOR Fund 300 - DISTRICT MANAGED ACTIVITY: 200,340.96	152.00	152.00	8,027.30	8,027.30	192,465.66	78,311.92	114,153.74
TOTAL FOR Fund 401 - AUXILIARY SERVICES: 166,303.57	3.24	3.24	78,322.49	78,322.49	87,984.32	107,683.72	19,699.40-
TOTAL FOR Fund 432 - MANAGEMENT INFORMATION SYSTEM 43,019.21	0.00	0.00	29,714.64	29,714.64	13,304.57	81,118.45	67,813.88-
TOTAL FOR Fund 451 - DATA COMMUNICATION FUND: 0.00	0.00	0.00	0.00	0.00	0.00	18,000.00	18,000.00-
TOTAL FOR Fund 463 - ALTERNATIVE SCHOOLS: 113.75	0.00	0.00	500.00	500.00	386.25-	0.00	386.25-
TOTAL FOR Fund 499 - MISCELLANEOUS STATE GRANT FUN 11,236.79	0.00	0.00	24,065.82	24,065.82	12,829.03-	150.00	12,979.03-
TOTAL FOR Fund 506 - RACE TO THE TOP: 10,761.89	0.00	0.00	394.09	394.09	10,367.80	0.00	10,367.80
TOTAL FOR Fund 516 - IDEA PART B GRANTS: 30,199.19	90,000.00	90,000.00	105,529.53	105,529.53	14,669.66	9,863.82	4,805.84
TOTAL FOR Fund 551 - LIMITED ENGLISH PROFICIENCY: 212.36	1,400.00	1,400.00	1,396.87	1,396.87	215.49	0.00	215.49
TOTAL FOR Fund 572 - TITLE I DISADVANTAGED CHILDRE 34,668.96	50,000.00	50,000.00	119,635.64	119,635.64	34,966.68-	9,926.22	44,892.90-
TOTAL FOR Fund 587 - IDEA PRESCHOOL-HANDICAPPED: 185.04	1,900.00	1,900.00	2,033.55	2,033.55	51.49	0.00	51.49
TOTAL FOR Fund 590 - IMPROVING TEACHER QUALITY: 827.81	11,000.00	11,000.00	11,854.17	11,854.17	26.36-	0.00	26.36-
GRAND TOTALS: 21,125,581.18	17,394,449.12	17,394,449.12	5,813,398.80	5,813,398.80	32,706,631.50	4,689,165.88	28,017,465.62

-- Options Summary --

Summary or Detail Report? (S,D) D  
Output file: FINSUMM.PDF  
Type: CSV  
Print options page? (Y,N) Y  
Report heading: fy 2014-15  
Generate FINDET report for comparison? (Y,N) N  
Sort options: FS  
Include future encumbrance amounts? (Y,N) N  
Include accounts with zero amounts? (Y,N) N  
Include accounts which are no longer active? (Y,N,I) Y

BAT\_FINSUM executed by MBADMIN on node MDECA5:: at 4-AUG-2014 08:00:41.21

MIAMISBURG CITY SD  
 Financial Report by Fund/SCC  
 fy 2014-15

Fund #	Fund Description	FYTD Receipts	MTD Expenditures	FYTD Expenditures	Current Fund Balance	Current Encumbrances	Unencumbered Fund Balance	Bank Code
001 0000	General Fund	14,149,172.45	4,060,236.60	4,060,236.60	20,012,037.32	1,961,052.07	18,050,985.25	
	9,923,101.47	14,149,172.45						
002 9080	Bond Retirement: 2008 Issue	1,667,605.64	0.00	0.00	3,355,361.49	0.00	3,355,361.49	
	1,687,755.85	1,667,605.64						
002 9097	Bond Retirement: 1997 Issue	218,097.33	0.00	0.00	1,248,393.91	0.00	1,248,393.91	
	1,030,296.58	218,097.33						
003 9080	Construction Interest: 2008 Issue	0.00	0.00	0.00	792,710.61	19,146.01	773,564.60	
	792,710.61	0.00						
003 9090	Perm Improvement: Montgomery County TID	0.00	0.00	0.00	316,105.42	0.00	316,105.42	
	316,105.42	0.00						
003 9091	Perm Improvement: 1991 Levy	581,866.59	703,437.17	703,437.17	2,362,249.90	1,246,918.80	1,115,331.10	
	2,483,820.48	581,866.59						
003 9093	Perm Improvement: 1993 Levy	569,350.33	436,206.76	436,206.76	1,881,894.11	928,176.60	953,717.51	
	1,748,750.54	569,350.33						
004 9097	BUILDING FUND	0.00	0.00	0.00	15,132.14	0.00	15,132.14	
	15,132.14	0.00						
005 0000	Insurance Replacement	0.00	0.00	0.00	25,156.69	0.00	25,156.69	
	25,156.69	0.00						
006 0000	LUNCHROOM	465.45	137,383.51	137,383.51	1,181,537.01	80,074.32	1,101,462.69	
	1,318,455.07	465.45						
007 9810	Staff Trust Fund: Transportation	65.02	0.00	0.00	4,613.72	0.00	4,613.72	
	4,548.70	65.02						
007 9814	Staff Flower Fund: Middle School	0.00	208.30	208.30	5,256.01	157.90	5,098.11	
	5,464.31	0.00						
007 9815	Staff Flower Fund: Mound	0.00	0.00	0.00	328.52	0.00	328.52	
	328.52	0.00						
007 9818	TEACHERS LOUNGE - H.S.	0.00	0.00	0.00	1,016.94	0.00	1,016.94	
	1,016.94	0.00						
007 9820	CENTRAL OFFICE - COKE SALES	0.00	0.00	0.00	2,273.49	167.32	2,106.17	
	2,273.49	0.00						
007 9823	Coke Sponsorship Fund	0.00	0.00	0.00	82,460.99	0.00	82,460.99	
	82,460.99	0.00						

MIAMISBURG CITY SD  
 Financial Report by Fund/SCC  
 fy 2014-15

Fund #	Fund Description	FYTD Receipts	MTD Expenditures	FYTD Expenditures	Current Fund Balance	Current Encumbrances	Unencumbered Fund Balance	Bank Code
Begin	Balance	MTD Receipts						
007 9825	Staff Flower Fund: Kinder	556.88	0.00	0.00	556.88	52.28	504.60	
007 9826	Staff Flower Fund: Bauer	124.09	31.31	31.31	155.40	0.00	155.40	
007 9827	Staff Flower Fund: Mark Twain	1,768.76	0.00	0.00	1,768.76	250.00	1,518.76	
007 9828	Staff Flower Fund: Bear	1,674.15	0.00	0.00	1,674.15	0.00	1,674.15	
007 9829	Staff Flower Fund: Medlar View	1,199.17	0.00	0.00	1,199.17	0.00	1,199.17	
007 9830	Staff Flower Fund: Jane Chance	755.92	0.00	0.00	755.92	0.00	755.92	
008 9008	MIAMISBURG SCHOOL FOUNDATION	6,499.69	0.00	0.00	6,499.69	0.00	6,499.69	
009 9901	Uniform School Supplies: Bauer	9,794.01	0.00	2,122.03	7,671.98	3,140.96	4,531.02	
009 9902	Uniform School Supplies: Bear	9,001.02	0.00	1,238.23	7,762.79	2,750.17	5,012.62	
009 9903	Uniform School Supplies: Kinder	19,487.30	0.00	2,003.99	17,483.31	3,264.99	14,218.32	
009 9904	Uniform School Supplies: Mark Twain	14,945.89	0.00	1,789.90	13,155.99	3,840.71	9,315.28	
009 9905	Uniform School Supplies: Mound	7,720.64	0.00	1,952.02	5,768.62	3,397.86	2,370.76	
009 9908	Uniform School Supplies: MHS	24,960.57	762.30	762.30	23,174.41	25,411.76	2,237.35-	
009 9911	Uniform School Supplies: Medlar View	12,823.33	0.00	2,026.83	10,796.50	3,263.51	7,532.99	
009 9914	Uniform School Supplies: Jane Chance	12,026.97	155.00	155.00	9,975.12	2,311.89	7,663.23	
009 9915	Uniform School Supplies: Middle School	12,798.91	70.00	70.00	10,502.51	37,642.40	27,139.89-	

Fund #	Fund Description	FYTD Receipts	MTD Expenditures	FYTD Expenditures	Current Fund Balance	Current Encumbrances	Unencumbered Fund Balance	Bank Code
Begin	Balance	Receipts						
018 9831	Principal's Fund: Bauer							
	4,715.87	0.00	2,111.34	2,111.34	2,604.53	1,754.57	849.96	
018 9832	Principal's Fund: Bear							
	13,040.01	0.00	0.00	0.00	13,040.01	1,901.53	11,138.48	
018 9833	Principal's Fund: Kinder							
	3,564.60	0.00	0.00	0.00	3,564.60	42.19	3,522.41	
018 9834	Principal's Fund: Mark Twain							
	26,957.08	0.00	441.00	441.00	26,516.08	698.95	25,817.13	
018 9835	Principal's Fund: Mound							
	22,060.13	0.00	0.00	0.00	22,060.13	2,761.70	19,298.43	
018 9838	Principal's Fund: MHS							
	45,258.91	100.91	283.00	283.00	45,076.82	14,010.00	31,066.82	
018 9839	Principal's Fund: Medlar View							
	33,059.05	599.34	0.00	0.00	33,658.39	2,820.35	30,838.04	
018 9840	Principal's Fund: Maddux-Lang Primary							
	2,179.10	0.00	0.00	0.00	2,179.10	0.00	2,179.10	
018 9841	Principal's Fund: Jane Chance							
	840.25	0.00	0.00	0.00	840.25	463.00	377.25	
018 9842	Principal's Fund: Middle School							
	23,851.52	0.00	0.00	0.00	23,851.52	4,000.00	19,851.52	
019 9005	Special Olympics							
	4,168.88	0.00	0.00	0.00	4,168.88	140.00	4,028.88	
019 9006	Thanks a Million Giveaway							
	50,000.00	0.00	0.00	0.00	50,000.00	0.00	50,000.00	
019 9007	MHS SCIENCE DEPT. GRANT							
	600.00	0.00	0.00	0.00	600.00	0.00	600.00	
019 9097	DISCOVER GIVEAWAY - MARK TWAIN							
	7,803.00	0.00	0.00	0.00	7,803.00	1,689.00	6,114.00	
019 9099	DON CULP MINI GRANT (MEDLAR)							
	82.02	82.02-	0.00	0.00	0.00	0.00	0.00	
019 9416	LPDC Tuition Payments							
	6,188.85	1,250.00	0.00	0.00	7,438.85	0.00	7,438.85	

MIAMISBURG CITY SD  
 Financial Report by Fund/SCC  
 fy 2014-15

Fund #	Fund Description	FYTD Receipts	MTD Expenditures	FYTD Expenditures	Current Fund Balance	Current Encumbrances	Unencumbered Fund Balance	Bank Code
019 9798	MENTORING PROGRAM	60.54	0.00	0.00	60.54	60.54	0.00	
019 9899	DONATION - EXERCISE SCIENCE	957.64	0.00	0.00	957.64	0.00	957.64	
019 9904	SCIENCE LITERACY GRANT - DAYTON FOUNDATION	235.12	600.00	600.00	835.12	0.00	835.12	
019 9905	Science Grant: Bauer	549.29	0.00	0.00	549.29	0.00	549.29	
019 9906	KINDERGARTEN READINESS COALITION GRANT	371.27-	371.27	371.27	0.00	1,450.00	1,450.00-	
019 9907	PROJECT 40 GRANT	679.43	0.00	0.00	679.43	0.00	679.43	
019 9910	COMMUNITY OUTREACH	3,544.50	1,900.00	1,900.00	5,444.50	205.67	5,238.83	
019 9917	MHS Parent Association	25.27	0.00	0.00	25.27	0.00	25.27	
019 9918	FY14 MINI GRANTS	653.79	653.79-	653.79-	0.00	0.00	0.00	
019 9919	FY15 MINI GRANTS	0.00	7,999.00	7,999.00	7,999.00	0.00	7,999.00	
024 0000	EMPLOYEE BENEFITS	26,860.00	4,430.00	4,430.00	31,290.00	0.00	31,290.00	
031 0000	UNDERGROUND STORAGE TANK	8,000.00	0.00	0.00	8,000.00	0.00	8,000.00	
035 0000	Termination Benefits Fund	472,852.17	0.00	0.00	64,885.53	64,885.53	407,966.64	
070 9906	Capital Projects Fund	176,755.39	0.00	0.00	176,755.39	0.00	176,755.39	
070 9914	Campus Quest Fund	0.00	35,719.75	35,719.75	0.00	0.00	35,719.75	
200 9800	Class of 2000	682.05	0.00	0.00	682.05	0.00	682.05	

Date: 08/04/2014  
 Time: 8:00 am

MIAMISBURG CITY SD  
 Financial Report by Fund/SCC  
 fy 2014-15

Page: 5  
 (FINSUM)

Fund #	Fund Description	FYTD Receipts	MTD Expenditures	FYTD Expenditures	Current Fund Balance	Current Encumbrances	Unencumbered Fund Balance	Bank Code
200 9814	CLASS OF 2014 3,834.65	4.00	3,399.38	3,399.38	439.27	200.00	239.27	
200 9815	CLASS OF 2015 1,285.25	14.00	0.00	0.00	1,299.25	0.00	1,299.25	
200 9816	CLASS OF 2016 805.30	0.00	0.00	0.00	805.30	0.00	805.30	
200 9817	CLASS OF 2017 405.05	0.00	0.00	0.00	405.05	0.00	405.05	
200 9841	VIKING PRIDE 2,376.58	0.00	0.00	0.00	2,376.58	0.00	2,376.58	
200 9842	EARTH CLUB 1,659.13	0.00	0.00	0.00	1,659.13	0.00	1,659.13	
200 9843	JUNIOR STATESMEN OF AMERICA CLUB - H.S. 472.58	0.00	0.00	0.00	472.58	0.00	472.58	
200 9844	BOWLING CLUB - HS 358.04	0.00	0.00	0.00	358.04	0.00	358.04	
200 9845	Destination Imagination 4,269.53	0.00	0.00	0.00	4,269.53	0.00	4,269.53	
200 9846	8th Grade Class Trip 3,150.26	0.00	1,280.40	1,280.40	1,869.86	11,223.10	9,353.24-	
200 9847	Yearbook: Middle School 14,203.88	0.00	0.00	0.00	14,203.88	7,525.95	6,677.93	
200 9849	Outdoor Club: Middle School 4,587.30	0.00	0.00	0.00	4,587.30	0.00	4,587.30	
200 9853	Student Council - Middle School 4,091.77	0.00	0.00	0.00	4,091.77	0.00	4,091.77	
200 9857	MUSE Machine: Middle School 1,103.66	0.00	0.00	0.00	1,103.66	0.00	1,103.66	
200 9860	SCIENCE CLUB - H.S. 12,901.35	100.00	187.00	187.00	12,814.35	3,813.00	9,001.35	
200 9864	VIKING SHOP BOOKSTORE - H.S. 11,198.52	0.00	0.00	0.00	11,198.52	750.00	10,448.52	



MIAMISBURG CITY SD  
 Financial Report by Fund/SCC  
 fy 2014-15

Fund #	Fund Description	FYTD Receipts	MTD Expenditures	FYTD Expenditures	Current Fund Balance	Current Encumbrances	Unencumbered Fund Balance	Bank Code
Begin Balance	MTD Receipts							
200 9865	DECA SALES CLUB - H.S. 443.54	0.00	0.00	0.00	443.54	0.00	443.54	
200 9866	HOME EC: H.S. 354.83	0.00	0.00	0.00	354.83	0.00	354.83	
200 9870	STUDENT GOVERNMENT: HIGH SCHOOL 12,001.00	0.00	0.00	0.00	12,001.00	1,782.65	10,218.35	
200 9872	MIRUS YEARBOOK - H.S. 7,921.70	0.00	0.00	0.00	7,921.70	5,800.00	2,121.70	
200 9873	HONOR SOCIETY - H.S. 691.93	0.00	85.00	85.00	606.93	0.00	606.93	
200 9874	MUSICAL - H.S. 1,407.61	0.00	0.00	0.00	1,407.61	0.00	1,407.61	
200 9876	BLUE & WHITE NEWSPAPER 605.41	0.00	0.00	0.00	605.41	0.00	605.41	
200 9878	COMPUTER CLUB: H.S. 6,483.50	0.00	0.00	0.00	6,483.50	0.00	6,483.50	
200 9879	VIDEO CLUB: H.S. 6,816.97	0.00	0.00	0.00	6,816.97	0.00	6,816.97	
200 9880	MUSE MACHINE 646.13	0.00	0.00	0.00	646.13	0.00	646.13	
200 9881	DANCE CLUB - HS 229.04	0.00	0.00	0.00	229.04	0.00	229.04	
200 9883	HOLE-IN-ONE CLUB - HS 1,047.91	0.00	0.00	0.00	1,047.91	0.00	1,047.91	
200 9885	DISCOVERY CLUB (S.S.) - H.S. 373.22	0.00	0.00	0.00	373.22	0.00	373.22	
200 9887	MIAMISBURG BASKETBALL INTRAMURAL LEAGUE 1,355.04	0.00	0.00	0.00	1,355.04	0.00	1,355.04	
200 9895	SKI CLUB - HS 2,718.55	0.00	0.00	0.00	2,718.55	0.00	2,718.55	
200 9907	MHS: S.A.D.D. 925.43	0.00	0.00	0.00	925.43	0.00	925.43	

Fund #	Fund Description	FYTD Receipts	MTD Expenditures	FYTD Expenditures	Current Fund Balance	Current Encumbrances	Unencumbered Fund Balance	Bank Code
Begin	Balance	Receipts	Expenditures	Expenditures	Balance	Encumbrances	Balance	Code
200 9909	CHALLENGERS - gifted							
	6,852.64	0.00	3,525.00	3,525.00	3,327.64	0.00	3,327.64	
200 9910	H.S. INTERNATIONAL CLUB							
	54.47	0.00	0.00	0.00	54.47	0.00	54.47	
200 9913	ART CLUB: H.S.							
	552.42	0.00	0.00	0.00	552.42	0.00	552.42	
200 9916	Student Council: Mound							
	159.17	0.00	0.00	0.00	159.17	0.00	159.17	
300 0000	ATHLETIC FUND - H.S.							
	200,340.96	152.00	8,027.30	8,027.30	192,465.66	78,311.92	114,153.74	
401 9014	FY14 Auxiliary: Dayton Christian							
	91,125.82	0.00	51,212.71	51,212.71	39,913.11	35,386.29	4,526.82	
401 9015	FY15 Auxiliary: Dayton Christian							
	0.00	2.12	4,532.34	4,532.34	4,530.22-	34,884.71	39,414.93-	
401 9114	FY14 AUXILIARY: CREATIVE WORLD OF MONTESSORI							
	1,921.69	0.00	0.00	0.00	1,921.69	1,780.16	141.53	
401 9115	FY15 AUXILIARY: CREATIVE WORLD OF MONTESSORI							
	0.00	0.04	0.00	0.00	0.04	0.00	0.04	
401 9914	FY14 Auxiliary: Bishop Leibold							
	73,256.06	0.00	22,577.44	22,577.44	50,678.62	35,632.56	15,046.06	
401 9915	FY15 Auxiliary: Bishop Leibold							
	0.00	1.08	0.00	0.00	1.08	0.00	1.08	
432 9914	FY14 EMIS							
	43,019.21	0.00	5,704.90	5,704.90	37,314.31	28,000.00	9,314.31	
432 9915	FY15 EMIS							
	0.00	0.00	24,009.74	24,009.74	24,009.74-	53,118.45	77,128.19-	
451 9915	FY15 Network Connectivity							
	0.00	0.00	0.00	0.00	0.00	18,000.00	18,000.00-	
463 9914	FY14 Alternative Education							
	113.75	0.00	500.00	500.00	386.25-	0.00	386.25-	
499 9014	FY14 SCHOOL PSYCHOLOGY INTERN							
	2,610.06	0.00	4,389.94	4,389.94	1,779.88-	150.00	1,929.88-	

MIAMISBURG CITY SD  
 Financial Report by Fund/SCC  
 fy 2014-15

Fund #	Fund Description	FYTD Receipts	MTD Expenditures	FYTD Expenditures	Current Fund Balance	Current Encumbrances	Unencumbered Fund Balance	Bank Code
Begin Balance	MTD Receipts							
499 9333	MIAMISBURG SECONDARY ACADEMY							
8,626.73	0.00	0.00	19,675.88	19,675.88	11,049.15-	0.00	11,049.15-	
506 9914	RTTT -- FY 2013-14							
10,761.89	0.00	0.00	394.09	394.09	10,367.80	0.00	10,367.80	
516 9914	FY14 Title VI-B IDEA							
30,199.19	90,000.00	90,000.00	105,529.53	105,529.53	14,669.66	9,863.82	4,805.84	
551 9014	FY14 Title III LEP							
212.36	1,400.00	1,400.00	1,396.87	1,396.87	215.49	0.00	215.49	
572 9013	Title I FY 2013 (West Carrolllton contract)							
66.52	0.00	0.00	0.00	0.00	66.52	0.00	66.52	
572 9914	FY14 Title I Schoolwide							
34,602.44	50,000.00	50,000.00	71,254.82	71,254.82	13,347.62	0.00	13,347.62	
572 9915	FY15 Title I Schoolwide							
0.00	0.00	0.00	48,380.82	48,380.82	48,380.82-	9,926.22	58,307.04-	
587 9914	FY14 Early Childhood Special Education IDEA							
185.04	1,900.00	1,900.00	2,033.55	2,033.55	51.49	0.00	51.49	
590 9914	FY14 Title II-A Improving Teacher Quality							
827.81	11,000.00	11,000.00	11,854.17	11,854.17	26.36-	0.00	26.36-	
GRAND TOTALS:								
21,125,581.18	17,394,449.12	17,394,449.12	5,813,398.80	5,813,398.80	32,706,631.50	4,689,165.88	28,017,465.62	