



**September 2012**



# MIAMISBURG CITY SCHOOL DISTRICT

General Fund - Budget vs Actual

FY 2012-13

for the month of September 2012

	BUDGET	ACTUAL	DIFFERENCE
<b>Revenues</b>			
1.010 General Property Tax (Real Estate)	\$ -	\$ 1,172,855	\$ 1,172,855
1.020 Tangible Personal Property Tax	-	510,906	510,906
1.035 Unrestricted State grants In Aid	912,275	912,275	-
1.040 Restricted State Grants	11,720	11,719	(1)
1.050 Property Tax Allocation	-	-	-
1.060 All Other Revenues	50,000	32,053	(17,947)
<b>Total Revenues</b>	<b>973,995</b>	<b>2,639,808</b>	<b>1,665,813</b>
<b>Other Financing Sources</b>			
2.010 Proceeds from Sale of Notes	-	-	-
2.040 Operating Transfers In	-	-	-
2.050 Advances In	-	-	-
2.060 All Other Financing Sources	10,000	(19,179)	(29,179)
<b>Total Other Financing Sources</b>	<b>10,000</b>	<b>(19,179)</b>	<b>(29,179)</b>
<b>Total Revenues and Other Financing Sources</b>	<b>983,995</b>	<b>2,620,629</b>	<b>1,636,634</b>
<b>Expenditures</b>			
3.010 Personal Services	2,275,000	2,280,657	5,657
3.020 Employee Benefits	800,000	951,911	151,911
3.030 Purchased Services	450,000	378,076	(71,924)
3.040 Supplies & Materials	175,000	61,064	(113,936)
4.020 Notes-Principal	-	-	-
4.060 Notes-Interest	-	-	-
4.300 Other Objects	150,000	118,674	(31,326)
<b>Total Expenditures</b>	<b>3,850,000</b>	<b>3,790,382</b>	<b>(59,618)</b>
<b>Other Financing Uses</b>			
5.010 Operating Transfers Out	475,000	465,000	(10,000)
5.020 Advances Out	-	-	-
<b>Total Other Financing Uses</b>	<b>475,000</b>	<b>465,000</b>	<b>(10,000)</b>
<b>Total Expenditures and Other Financing Uses</b>	<b>4,325,000</b>	<b>4,255,382</b>	<b>(69,618)</b>
<b>Excess of Revenues and Other Financing Sources over(under) Expenditures and Other Financing Uses</b>	<b>(3,341,005)</b>	<b>(1,634,753)</b>	
<b>Cash Balance September 1</b>	<b>\$ 16,363,021</b>	<b>\$ 14,169,567</b>	<b>(2,193,454)</b>
<b>Cash Balance September 30</b>	<b>\$ 13,022,016</b>	<b>\$ 12,534,814</b>	<b>(487,202)</b>



MIAMISBURG CITY SCHOOL DISTRICT  
 General Fund - Budget vs Actual  
 FY 2012-13

	BUDGET 7/1/2012 to 6/30/2013	ACTUAL 7/1/2012 to 9/30/2012	DIFFERENCE	% RECEIVED /EXPENDED	TARGET
<b>Revenues</b>					
1.010 General Property Tax (Real Estate)	\$ 28,723,420	\$ 13,696,081	\$ (15,027,339)	47.68%	50.56%
1.020 Tangible Personal Property Tax	990,210	510,906	(479,304)	51.60%	47.97%
1.035 Unrestricted State grants In Aid	10,947,302	2,736,825	(8,210,477)	25.00%	25.00%
1.040 Restricted State Grants	160,630	35,157	(125,473)	21.89%	21.89%
1.050 Property Tax Allocation	5,265,832	-	(5,265,832)	0.00%	0.00%
1.060 All Other Revenues	1,295,000	442,204	(852,796)	34.15%	17.17%
<b>Total Revenues</b>	<b>47,382,394</b>	<b>17,421,173</b>	<b>(29,961,221)</b>	<b>36.77%</b>	<b>37.97%</b>
<b>Other Financing Sources</b>					
2.010 Proceeds from Sale of Notes	-	-	-		
2.040 Operating Transfers In	-	-	-		
2.050 Advances In	21,950	21,950	-	100.00%	100.00%
2.060 All Other Financing Sources	50,000	(18,575)	(68,575)	-37.15%	40.81%
<b>Total Other Financing Sources</b>	<b>71,950</b>	<b>3,375</b>	<b>(68,575)</b>	<b>4.69%</b>	<b>58.87%</b>
<b>Total Revenues and Other Financing Sources</b>	<b>47,454,344</b>	<b>17,424,548</b>	<b>(30,029,796)</b>	<b>36.72%</b>	<b>38.00%</b>
<b>Expenditures</b>					
3.010 Personal Services	28,126,467	6,684,430	(21,442,037)	23.77%	23.90%
3.020 Employee Benefits	10,414,515	2,575,345	(7,839,170)	24.73%	22.88%
3.030 Purchased Services	6,147,465	1,589,954	(4,557,511)	25.86%	28.36%
3.040 Supplies & Materials	1,261,230	208,040	(1,053,190)	16.50%	22.87%
4.020 Notes-Principal	-	-	-		0.00%
4.060 Notes-Interest	-	-	-		0.00%
4.300 Other Objects	1,031,475	203,895	(827,580)	19.77%	22.77%
<b>Total Expenditures</b>	<b>46,981,152</b>	<b>11,261,664</b>	<b>(35,719,488)</b>	<b>23.97%</b>	<b>24.20%</b>
<b>Other Financing Uses</b>					
5.010 Operating Transfers Out	539,000	466,136	(72,864)	86.48%	89.05%
5.020 Advances Out	40,000	-	(40,000)	0.00%	0.00%
<b>Total Other Financing Uses</b>	<b>579,000</b>	<b>466,136</b>	<b>(112,864)</b>	<b>80.51%</b>	<b>82.90%</b>
<b>Total Expenditures and Other Financing Uses</b>	<b>47,560,152</b>	<b>11,727,800</b>	<b>(35,832,352)</b>	<b>24.66%</b>	<b>24.92%</b>
<b>Excess of Revenues and Other Financing Sources over(under) Expenditures and Other Financing Uses</b>	<b>(105,808)</b>	<b>5,696,748</b>			
<b>Cash Balance July 1</b>	<b>\$ 6,838,066</b>	<b>\$ 6,838,066</b>	<b>-</b>		
<b>Ending Cash Balance</b>	<b>\$ 6,732,258</b>	<b>\$ 12,534,814</b>	<b>5,802,556</b>		

**MIAMISBURG CITY SCHOOL DISTRICT  
GENERAL FUND – FY 2012-13  
SEPTEMBER 2012 FINANCIAL SUMMARY**

**REVENUES:**

- **REAL ESTATE TAX**  
Final settlement arrived in September and is \$827,145 below projections. This is a little better than last year at this time but not as good as 2010. We received a little over \$600,000.00 more than last year, but not to the level it was in 2010. The refunds to property owners which will be reflected on this settlement consist mostly of a medical center, a church and the historical society being granted tax exemptions. Also reflected was an Austin Pike TIF refund. The Board of Revisions cases we have settled will be reflected in the property tax settlement in the second half of the fiscal year.
- **PERSONAL TANGIBLE PROPERTY TAX**  
No significant variance noted for the year to date
- **ALL OTHER LOCAL**  
This source of revenue is over budget by \$219,829 or 16.98% due to timing differences. Historically the bulk of revenue in this category is received in the last three months of the fiscal year.
- **STATE FOUNDATION**  
No significant variance noted for the year to date.
- **RESTRICTED STATE GRANTS**  
No significant variance noted for the year to date.
- **PROPERTY TAX ALLOCATION (HOMESTEAD & ROLLBACK)**  
No significant variance noted for the year to date.
- **ALL OTHER SOURCES**  
This source of revenue is under budget by \$38,979. This revenue source is highly unpredictable and as such may have large variances throughout the fiscal year.

**MIAMISBURG CITY SCHOOL DISTRICT  
GENERAL FUND – FY 2012-13  
SEPTEMBER 2012 FINANCIAL SUMMARY**

**EXPENDITURES:**

- **SALARIES**  
Salaries are slightly (.13%) below projections.
- **BENEFITS**  
Fringe benefits are above (1.85%) forecasted amounts. This is due to the fact that the SERS surcharge was paid in full in September, as well as double medical insurance payments for new personnel.
- **PURCHASED SERVICES**  
Purchased Services are below (2.50%) forecasted amounts.
- **SUPPLIES & MATERIALS**  
Supplies and materials are not necessarily purchased evenly throughout the year and can reflect some significant variances.
- **CAPITAL OUTLAY**  
In accordance with assumptions approved by the board as part of the five year forecast, capital expenditures are not made from the general fund. We continue to use the two permanent improvements funds for these types of expenditures.
- **OTHER EXPENDITURES**  
Other expenditures are mostly made up of auditor/treasurer fees from Montgomery County and Montgomery County ESC service deductions. The nature of the County fees is cyclical and hard to determine on a monthly basis. This line item should balance itself out by the end of the year.
- **ALL OTHER USES**  
No significant variance noted for the year to date.

**MIAMISBURG CITY SCHOOL DISTRICT  
GENERAL FUND – FY 2012-13  
SEPTEMBER 2012 FINANCIAL SUMMARY**

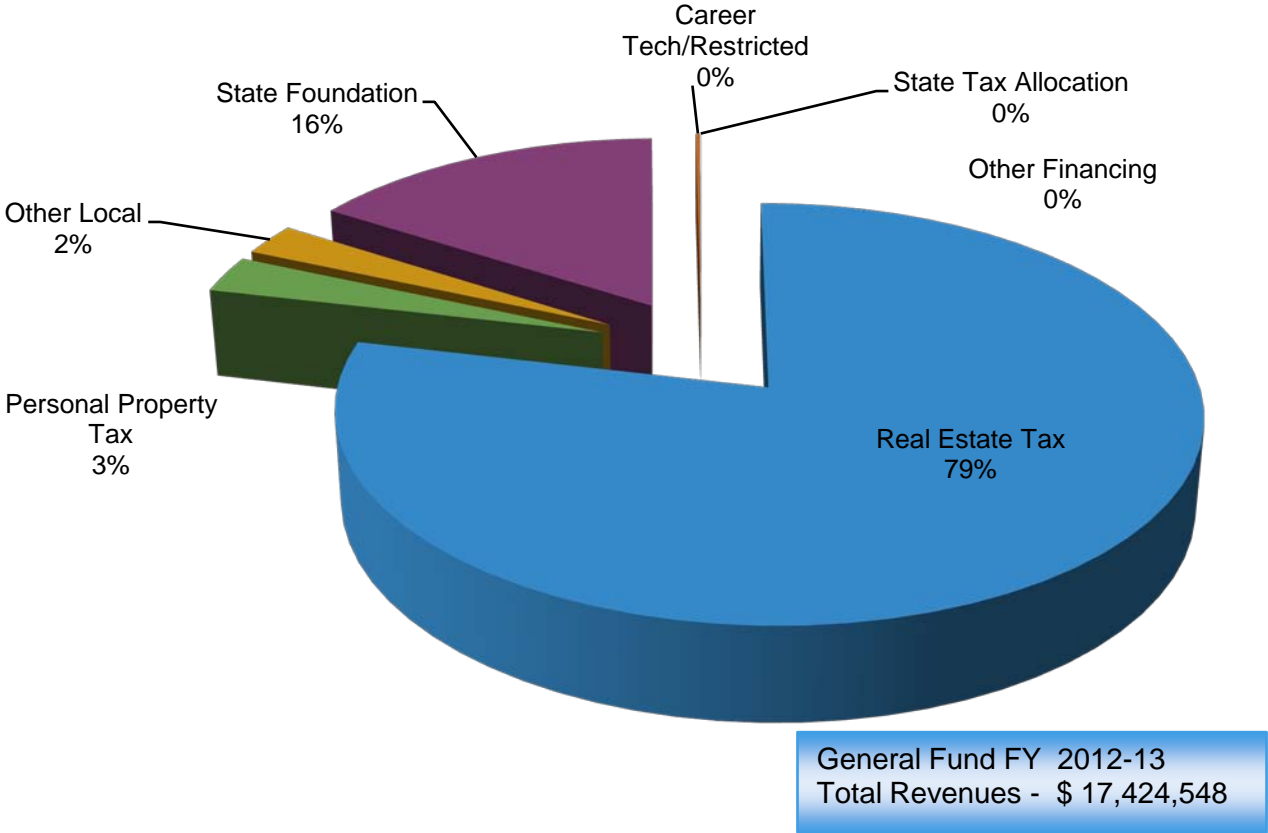
	Actual FY 2008-09	Actual FY 2009-10	Actual FY 2010-11	Actual FY 2011-12
Salary & Fringe Benefits	\$39,650,369	\$38,676,042	\$37,725,941	\$37,599,700
Total Operating Revenue	\$43,100,597	\$41,069,630	\$46,031,556	\$49,523,381
Salary & Fringe Benefits as a % of Operating Revenue	91.99%	94.17%	81.96%	75.92%

	Projected FY 2012-13	Projected FY 2013-14	Projected FY 2014-15	Projected FY 2015-16
Salary & Fringe Benefits	\$38,540,982	\$39,190,251	\$39,950,726	\$40,709,118
Total Operating Revenue	\$47,382,394	\$46,482,423	\$46,054,544	\$46,023,169
Salary & Fringe Benefits as a % of Operating Revenue	81.34%	84.31%	86.75%	88.45%

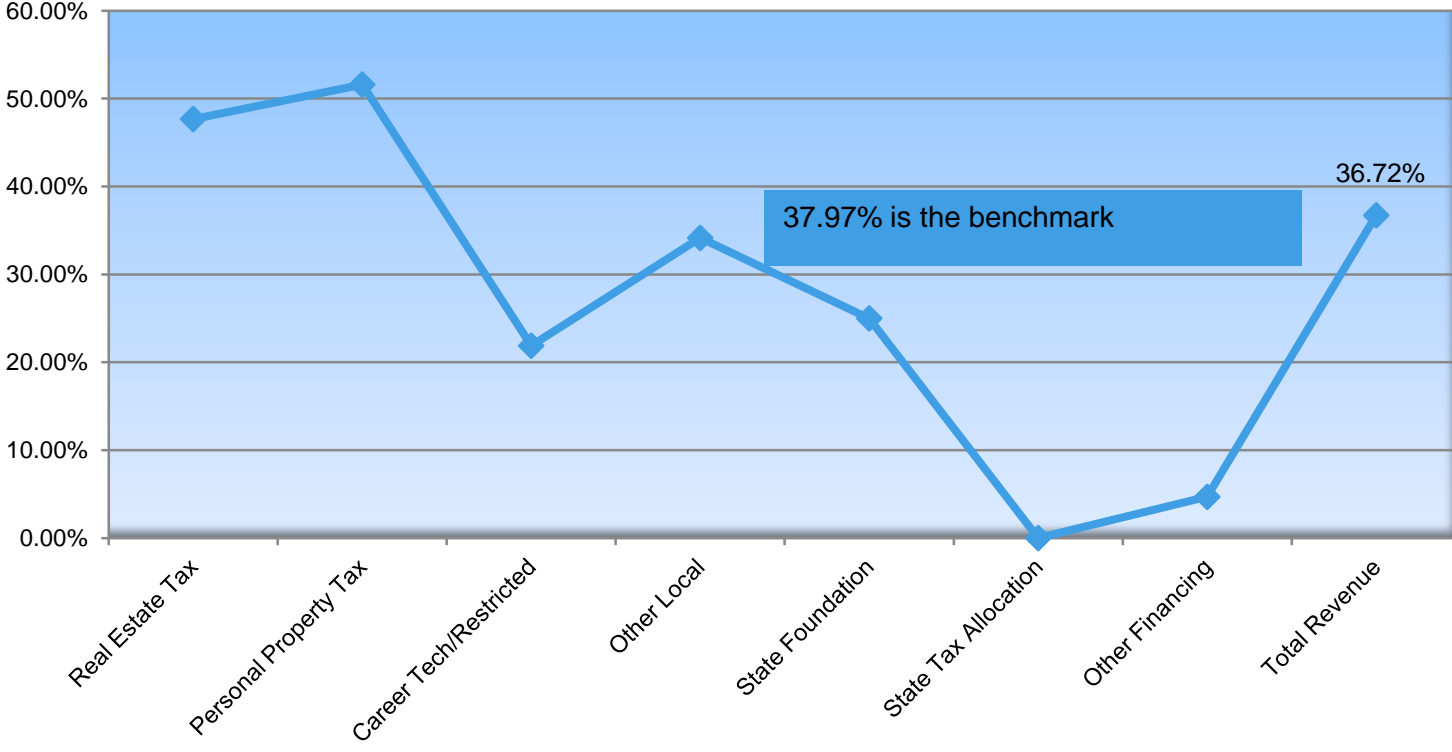
- General fund salaries and benefits are budgeted to be 81.34% of operational revenue. It is currently running at 53.15%. This number is normally in the 70% range by November and then is between 70% and 80% for the remainder of the fiscal year. The target is 80% or below while anything over 85% is not desirable.



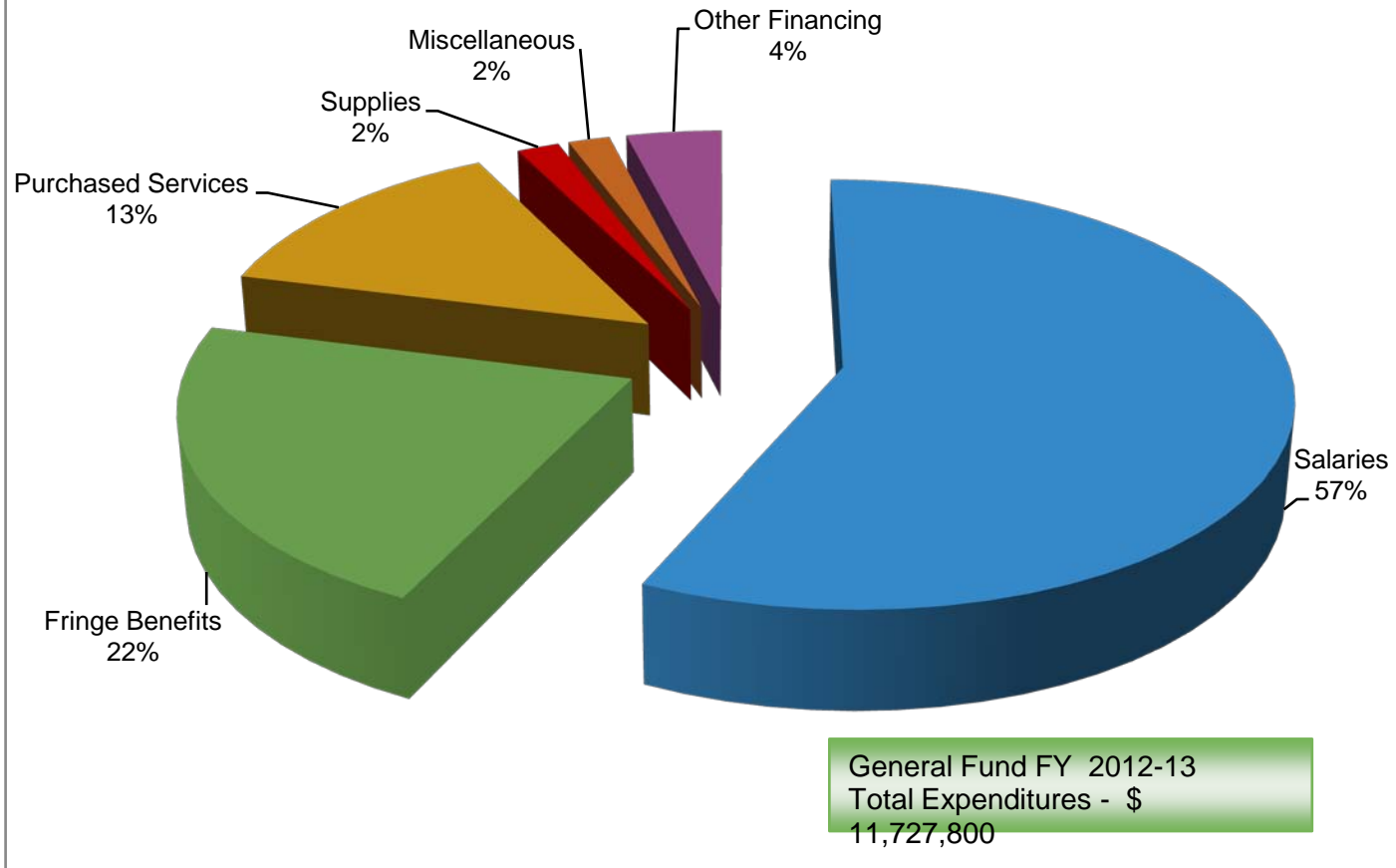
# Where does the money come from ?



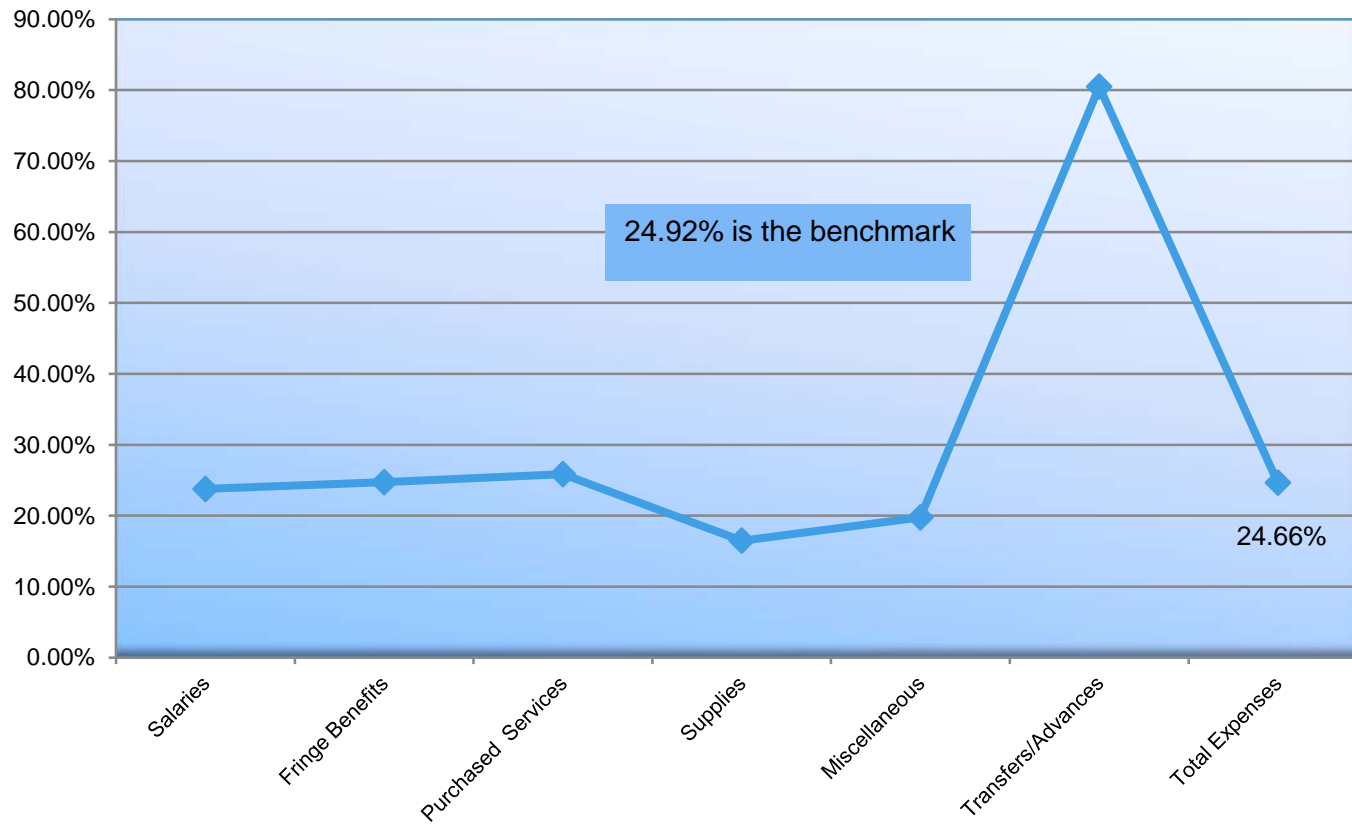
**General Fund FY 2012-13  
Percentage received of Revenues  
as of September 30, 2012**

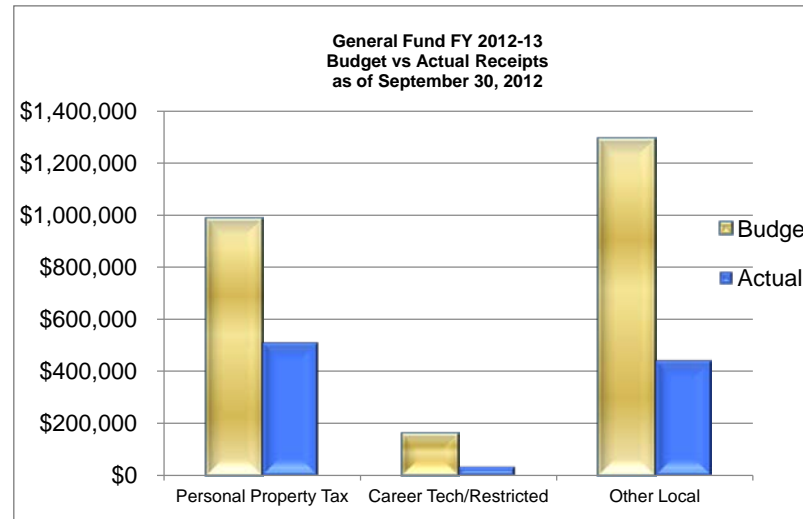
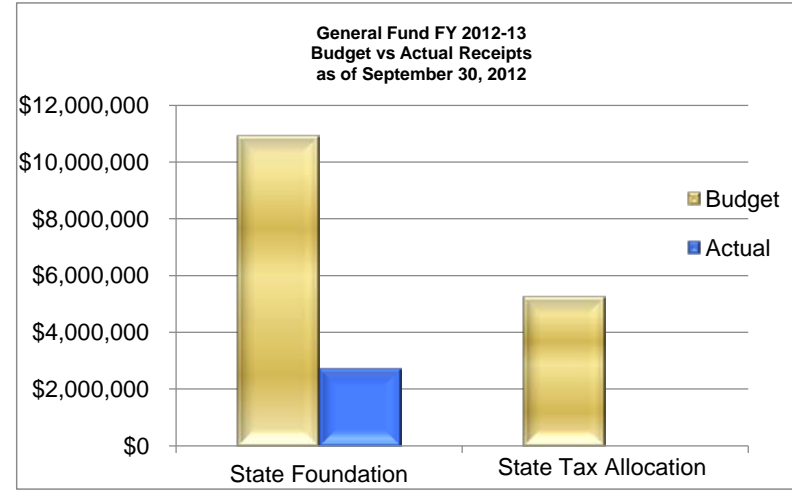
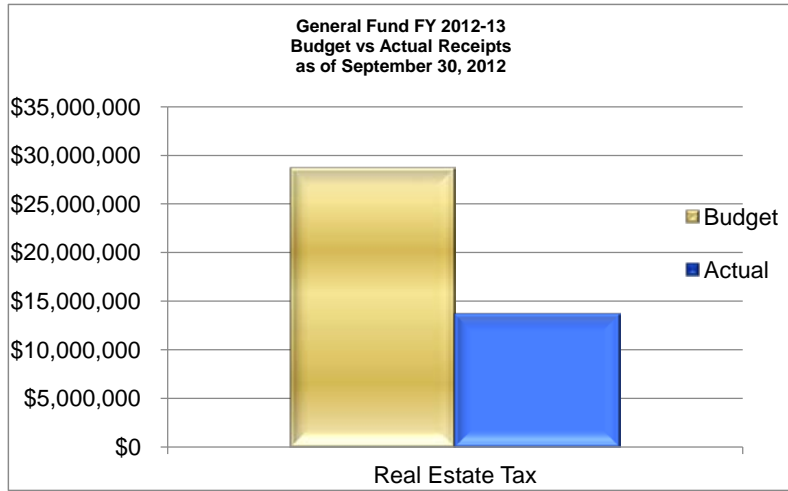


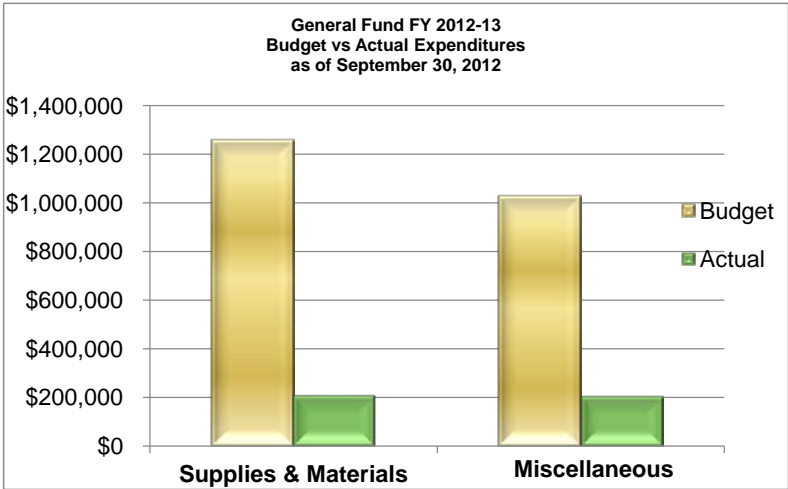
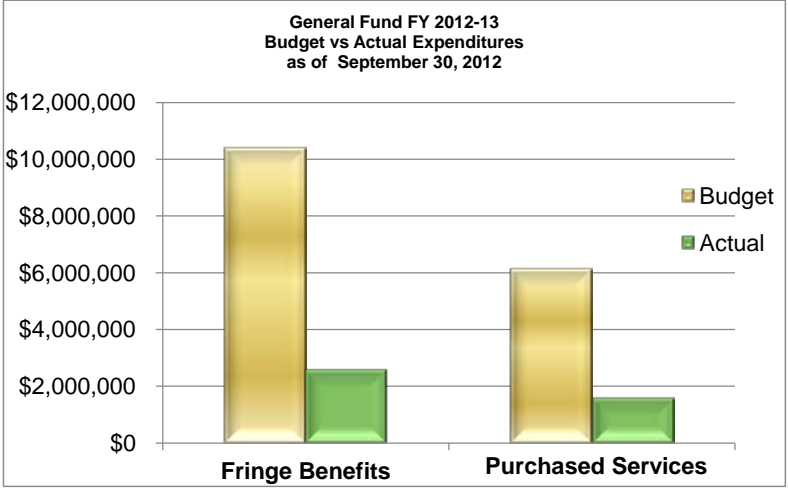
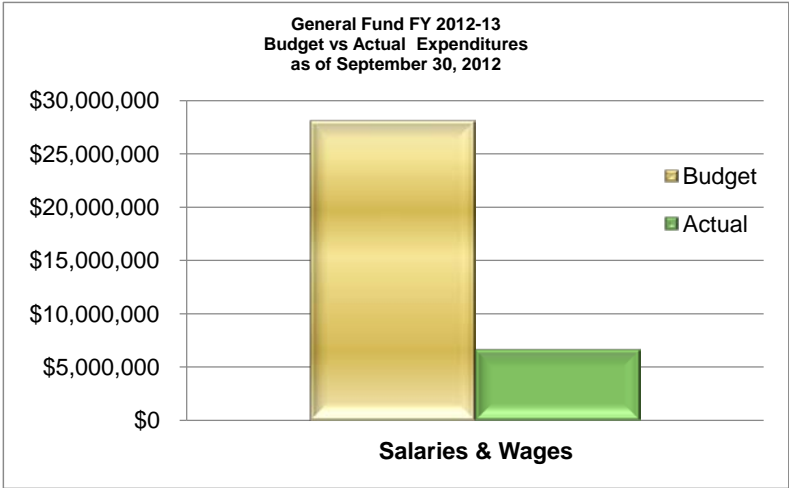
# Where does the money go ?



### General Fund FY 2012-13 Percentage spent of Expenditures as of September 30, 2012







**Miamisburg City School District**  
**Bank Reconciliation**  
**September 30, 2012**

**Balance Per Bank Statements**

Farmers & Merchants	4,042,644.04
Fifth Third Checking	4,469,191.66
Baird/US Bank	12,632,871.75
Baird 2008 Bond	9,756,578.52
Fifth Third Securities 2008 Bond	1,153,922.67
Star Ohio 2008 Bond	1,424.96
Star Ohio	3,448.56
Bond Retirement Borrowing	-

**Total Bank Balance** **32,060,082.16**

Change Fund	4,625.00
Petty Cash	400.00
	32,065,107.16

Less:

Outstanding Checks - 5/3	(894,960.80)
Outstanding Payroll Checks	(176,596.01)

**Adjusted Bank Balance** **30,993,550.35**

**Fund Balances**

Fund Balances as of September 30, 2012	31,237,583.16
Less:	
Bank Service charge	(2,121.88)
NSF checks	(60.00)
Unrecorded Change in Market Value 5/3 Securities 2008 Bond	(305,465.73)
Returned Direct Deposit	-
Add:	
H.S.A. not withdrawn	0.08
Outstanding Deposits	63,614.72

**Adjusted Fund Balances** **30,993,550.35**

**Variance Between Fund and Book** **0.00**

-- Options Summary --

Summary or detail report? (S,D) D  
Output file: FINSUM.TXT  
Print options page? (Y,N) Y  
Generate FINDET report for comparison? (Y,N) N  
!Sort options: FS  
Include funds with zero balances in all fields? (Y,N) Y  
Include future encumbrance amounts? (Y,N) N

BAT\_FINSUM executed by MBADMIN on node MDECA5:: at 2-OCT-2012 10:26:45.40



Date: 10/02/2012  
 Time: 10:26 am

MIAMISBURG CITY SD  
 Financial Report by Fund/SCC

Fund #	Fund Description	FYTD Receipts	MTD Expenditures	FYTD Expenditures	Current Fund Balance	Current Encumbrances	Unencumbered Fund Balance	Bank Code
001 0000	General Fund							
	6,838,066.21	2,620,630.13	17,424,550.17	4,255,381.83	11,727,799.08	12,534,817.30	1,378,319.82	11,156,497.48
002 0000	BOND RETIREMENT							
	0.00	0.00	0.00	0.00	0.00	0.00	0.00	0.00
002 9080	Bond Retirement: 2008 Issue							
	18,516,161.53	192,657.91	1,851,315.60	10,373.68	16,351,873.68	4,015,603.45	0.00	4,015,603.45
002 9097	Bond Retirement: 1997 Issue							
	1,088,384.99	25,196.70	242,123.76	1,356.72	1,356.72	1,329,152.03	0.00	1,329,152.03
003 9080	Construction Interest: 2008 Issue							
	2,379,269.72	2,609.40	33,773.38	594,212.52	1,543,009.61	870,033.49	239,235.82	630,797.67
003 9090	Perm Improvement: Montgomery County TID							
	316,105.42	0.00	0.00	0.00	0.00	316,105.42	0.00	316,105.42
003 9091	Perm Improvement: 1991 Levy							
	1,889,126.01	100,618.61	642,185.70	114,742.90	638,427.60	1,892,884.11	382,853.75	1,510,030.36
003 9093	Perm Improvement: 1993 Levy							
	5,300,078.34	78,950.25	631,577.40	512,006.53	1,215,630.71	4,716,025.03	1,832,099.73	2,883,925.30
004 9080	Building Fund: 2008 Issue							
	7,976,166.51	0.00	39,655.11	891,199.62	5,357,323.19	2,658,498.43	2,339,072.02	319,426.41
004 9097	BUILDING FUND							
	15,132.14	0.00	0.00	0.00	0.00	15,132.14	0.00	15,132.14
005 0000	Insurance Replacement							
	25,156.69	0.00	0.00	0.00	0.00	25,156.69	0.00	25,156.69
006 0000	LUNCHROOM							
	1,360,347.54	146,176.16	256,891.10	173,777.83	360,966.93	1,256,271.71	281,313.27	974,958.44
007 9810	Staff Trust Fund: Transportation							
	4,212.45	92.75	135.13	0.00	53.37	4,294.21	0.00	4,294.21
007 9811	Staff Trust Fund: Maintenance							
	10.00	0.00	0.00	0.00	0.00	10.00	0.00	10.00
007 9814	Staff Flower Fund: Middle School							
	6,644.40	31.27	31.27	0.00	0.00	6,675.67	0.00	6,675.67
007 9815	Staff Flower Fund: Mound							
	637.65	64.88	64.88	0.00	0.00	702.53	0.00	702.53

Date: 10/02/2012  
 Time: 10:26 am

MIAMISBURG CITY SD  
 Financial Report by Fund/SCC

Page: 2  
 (FINSUM)

Fund #	Fund Description	FYTD Receipts	MTD Expenditures	FYTD Expenditures	Current Fund Balance	Current Encumbrances	Unencumbered Fund Balance	Bank Code
007 9816	Staff Flower Fund: Wantz 0.00            0.00	0.00	0.00	0.00	0.00	0.00	0.00	
007 9817	Staff Flower Fund: Neff 0.00            0.00	0.00	0.00	0.00	0.00	0.00	0.00	
007 9818	TEACHERS LOUNGE - H.S. 3,104.01        83.25	83.25	164.93	225.86	2,961.40	1,000.00	1,961.40	
007 9820	CENTRAL OFFICE - COKE SALES 3,881.16        36.36	36.36	0.00	0.00	3,917.52	0.00	3,917.52	
007 9823	Coke Sponsorship Fund 48,681.55       16,043.40	16,751.18	0.00	0.00	65,432.73	0.00	65,432.73	
007 9824	Media One Grant 500.00           0.00	0.00	0.00	0.00	500.00	0.00	500.00	
007 9825	Staff Flower Fund: Kinder 597.15           0.00	0.00	0.00	0.00	597.15	0.00	597.15	
007 9826	Staff Flower Fund: Bauer 99.68            0.00	0.00	50.00	50.00	49.68	0.00	49.68	
007 9827	Staff Flower Fund: Mark Twain 1,672.98        233.83	233.83	0.00	0.00	1,906.81	250.00	1,656.81	
007 9828	Staff Flower Fund: Bear 1,619.15        37.42	37.42	0.00	0.00	1,656.57	0.00	1,656.57	
007 9829	Staff Flower Fund: Medlar View 1,274.34        62.95	62.95	0.00	0.00	1,337.29	0.00	1,337.29	
007 9830	Staff Flower Fund: Jane Chance 828.13           59.35	59.35	0.00	35.75	851.73	0.00	851.73	
008 9008	MIAMISBURG SCHOOL FOUNDATION 6,499.69        0.00	0.00	0.00	0.00	6,499.69	0.00	6,499.69	
009 9901	Uniform School Supplies: Bauer 10,023.99       1,185.00	6,730.00	0.00	5,805.44	10,948.55	3,509.07	7,439.48	
009 9902	Uniform School Supplies: Bear 5,849.46        150.00	2,920.00	0.00	1,060.00	7,709.46	901.95	6,807.51	
009 9903	Uniform School Supplies: Kinder 13,556.75       3,183.00	3,183.00	0.00	1,705.00	15,034.75	1,407.00	13,627.75	















Date: 10/02/2012  
 Time: 10:26 am

MIAMISBURG CITY SD  
 Financial Report by Fund/SCC

Fund #	Fund Description	FYTD Receipts	MTD Expenditures	FYTD Expenditures	Current Fund Balance	Current Encumbrances	Unencumbered Fund Balance	Bank Code
200 9851	POWER OF THE PEN - WANTZ 0.00            0.00	0.00	0.00	0.00	0.00	0.00	0.00	
200 9852	Band & Choir: Wantz 0.00            0.00	0.00	0.00	0.00	0.00	0.00	0.00	
200 9853	Student Council - Middle School 3,547.63            0.00	0.00	0.00	0.00	3,547.63	0.00	3,547.63	
200 9854	Student Council: Neff 0.00            0.00	0.00	0.00	0.00	0.00	0.00	0.00	
200 9855	LIBRARY: 6TH GRADE 0.00            0.00	0.00	0.00	0.00	0.00	0.00	0.00	
200 9857	MUSE Machine: Middle School 1,220.46            0.00	20.00	0.00	0.00	1,240.46	1,550.00	309.54-	
200 9860	SCIENCE CLUB - H.S. 14,709.19            750.00	750.00	0.00	0.00	15,459.19	0.00	15,459.19	
200 9861	FRENCH CLUB - H.S. 0.00            0.00	0.00	0.00	0.00	0.00	0.00	0.00	
200 9862	GERMAN CLUB - HS 0.00            0.00	0.00	0.00	0.00	0.00	0.00	0.00	
200 9864	VIKING SHOP BOOKSTORE - H.S. 11,059.41            0.00	0.00	1,000.00	1,000.00	10,059.41	0.00	10,059.41	
200 9865	DECA SALES CLUB - H.S. 1,405.37            0.00	0.00	0.00	0.00	1,405.37	0.00	1,405.37	
200 9866	HOME EC: H.S. 499.24            0.00	0.00	0.00	0.00	499.24	0.00	499.24	
200 9867	FUTURE MEDICAL CAREERS - H.S. 342.44            0.00	0.00	0.00	0.00	342.44	0.00	342.44	
200 9868	MHS GIRLS GOLF CLUB 0.00            0.00	0.00	0.00	0.00	0.00	0.00	0.00	
200 9869	V.I.C.A. - H.S. 0.00            0.00	0.00	0.00	0.00	0.00	0.00	0.00	
200 9870	STUDENT GOVERNMENT: HIGH SCHOOL 12,028.86            1,799.55	1,799.55	2,724.79	2,724.79	11,103.62	6,600.00	4,503.62	

Date: 10/02/2012  
 Time: 10:26 am

MIAMISBURG CITY SD  
 Financial Report by Fund/SCC

Page: 10  
 (FINSUM)

Fund #	Fund Description	FYTD Receipts	MTD Expenditures	FYTD Expenditures	Current Fund Balance	Current Encumbrances	Unencumbered Fund Balance	Bank Code
200 9871	BOOKWORMS CLUB - HS 0.00            0.00	0.00	0.00	0.00	0.00	0.00	0.00	
200 9872	MIRUS YEARBOOK - H.S. 3,167.52        1,850.00	2,225.00	0.00	1,929.11	3,463.41	0.00	3,463.41	
200 9873	HONOR SOCIETY - H.S. 869.98            210.00	210.00	0.00	85.00	994.98	561.00	433.98	
200 9874	MUSICAL - H.S. 1,156.20            0.00	0.00	0.00	0.00	1,156.20	0.00	1,156.20	
200 9876	BLUE & WHITE NEWSPAPER 129.41            0.00	0.00	0.00	0.00	129.41	0.00	129.41	
200 9877	BMX CLUB - H.S. 0.00            0.00	0.00	0.00	0.00	0.00	0.00	0.00	
200 9878	COMPUTER CLUB: H.S. 4,611.89            0.00	0.00	0.00	0.00	4,611.89	0.00	4,611.89	
200 9879	VIDEO CLUB: H.S. 12,290.72            70.00	70.00	0.00	0.00	12,360.72	0.00	12,360.72	
200 9880	MUSE MACHINE 816.00            190.00	190.00	0.00	0.00	1,006.00	750.00	256.00	
200 9881	DANCE CLUB - HS 0.00            0.00	0.00	0.00	0.00	0.00	0.00	0.00	
200 9882	DIVERSITY FORUM CLUB - HS 159.57            0.00	0.00	0.00	0.00	159.57	0.00	159.57	
200 9883	HOLE-IN-ONE CLUB - HS 250.13            1,040.00	1,040.00	0.00	0.00	1,290.13	1,192.00	98.13	
200 9884	HUMAN RELATIONS CLUB - HS 0.00            0.00	0.00	0.00	0.00	0.00	0.00	0.00	
200 9885	DISCOVERY CLUB (S.S.) - H.S. 363.64            0.00	0.00	0.00	0.00	363.64	0.00	363.64	
200 9886	Common Ground Club - HS 0.00            0.00	0.00	0.00	0.00	0.00	0.00	0.00	
200 9887	MIAMISBURG BASKETBALL INTRAMURAL LEAGUE 800.00            0.00	0.00	0.00	0.00	800.00	0.00	800.00	

Date: 10/02/2012  
 Time: 10:26 am

MIAMISBURG CITY SD  
 Financial Report by Fund/SCC

Page: 11  
 (FINSUM)

Fund #	Fund Description	FYTD Receipts	MTD Expenditures	FYTD Expenditures	Current Fund Balance	Current Encumbrances	Unencumbered Fund Balance	Bank Code
200 9895	SKI CLUB - HS 3,668.97	0.00	0.00	0.00	3,668.97	0.00	3,668.97	
200 9904	BUSINESS PROFESSIONALS OF AMERCIA - HS 0.00	0.00	0.00	0.00	0.00	0.00	0.00	
200 9906	S.C.R.E.A.M: High School 148.16	0.00	0.00	0.00	148.16	0.00	148.16	
200 9907	MHS: S.A.D.D. 1,322.06	0.00	0.00	0.00	1,322.06	0.00	1,322.06	
200 9908	PRIDE: MIDDLE SCHOOL 141.00	0.00	0.00	0.00	141.00	0.00	141.00	
200 9909	CHALLENGERS - gifted 1,902.80	658.00	150.00	150.00	2,410.80	0.00	2,410.80	
200 9910	H.S. INTERNATIONAL CLUB 134.16	0.00	0.00	0.00	134.16	0.00	134.16	
200 9911	NEWSPAPER: 6TH GRADE 0.00	0.00	0.00	0.00	0.00	0.00	0.00	
200 9913	ART CLUB: H.S. 552.42	0.00	0.00	0.00	552.42	0.00	552.42	
200 9914	ART & LITERARY MAGAZINE CLUB 0.00	0.00	0.00	0.00	0.00	0.00	0.00	
200 9916	Student Council: Mound 159.17	0.00	0.00	0.00	159.17	0.00	159.17	
300 0000	ATHLETIC FUND - H.S. 208,707.63	37,821.53	10,997.79	35,639.44	216,071.54	27,674.62	188,396.92	
401 9010	FY10 Auxiliary: Dayton Christian 0.00	0.00	0.00	0.00	0.00	0.00	0.00	
401 9011	FY11 Auxiliary: Dayton Christian 0.00	0.00	0.00	0.00	0.00	0.00	0.00	
401 9012	FY12 Auxiliary: Dayton Christian 190,259.79	0.00	34,427.28	178,817.79	11,442.00	11,237.92	204.08	
401 9013	FY13 Auxiliary: Dayton Christian 0.00	15.24	35,512.10	42,489.08	121,830.96	66,475.47	55,355.49	

Date: 10/02/2012  
 Time: 10:26 am

MIAMISBURG CITY SD  
 Financial Report by Fund/SCC

Page: 12  
 (FINSUM)

Fund #	Fund Description	FYTD Receipts	MTD Expenditures	FYTD Expenditures	Current Fund Balance	Current Encumbrances	Unencumbered Fund Balance	Bank Code
401 9098	FY08 Auxiliary: Dayton Christian	0.00	0.00	0.00	0.00	0.00	0.00	
401 9099	FY09 Auxiliary: Dayton Christian	0.00	0.00	0.00	0.00	0.00	0.00	
401 9111	FY11 AUXILIARY: CREATIVE WORLD OF MONTESSORI	0.00	0.00	0.00	0.00	0.00	0.00	
401 9112	FY12 AUXILIARY: CREATIVE WORLD OF MONTESSORI	12,411.18	0.00	4,092.69	4,588.99	7,822.19	7,680.25	141.94
401 9113	FY13 AUXILIARY: CREATIVE WORLD OF MONTESSORI	0.00	1.13	3,135.23	0.00	0.00	3,135.23	
401 9908	FY08 Auxiliary: Bishop Leibold	0.00	0.00	0.00	0.00	0.00	0.00	
401 9909	FY09 AUXILIARY: BISHOP LEIBOLD	0.00	0.00	0.00	0.00	0.00	0.00	
401 9910	FY10 Auxiliary: Bishop Leibold	0.00	0.00	0.00	0.00	0.00	0.00	
401 9911	FY11 Auxiliary: Bishop Leibold	0.00	0.00	0.00	0.00	0.00	0.00	
401 9912	FY12 Auxiliary: Bishop Leibold	95,625.21	0.00	0.00	80,147.23	15,477.98	8,931.83	6,546.15
401 9913	FY13 Auxiliary: Bishop Leibold	0.00	6.89	77,285.07	14,780.92	15,676.84	61,608.23	8,085.74
432 9908	FY08 EMIS	0.00	0.00	0.00	0.00	0.00	0.00	0.00
432 9909	FY09 EMIS	0.00	0.00	0.00	0.00	0.00	0.00	0.00
432 9910	FY10 EMIS	0.00	0.00	0.00	0.00	0.00	0.00	0.00
432 9911	FY11 EMIS	25,175.70	0.00	0.00	13,827.70	25,175.70	0.00	0.00
432 9912	FY12 EMIS	7,247.02	0.00	0.00	7,414.86	7,163.10	83.92	0.00

Date: 10/02/2012  
 Time: 10:26 am

MIAMISBURG CITY SD  
 Financial Report by Fund/SCC

Page: 13  
 (FINSUM)

Fund #	Fund Description	FYTD Receipts	MTD Expenditures	FYTD Expenditures	Current Fund Balance	Current Encumbrances	Unencumbered Fund Balance	Bank Code
432 9913	FY13 EMIS 0.00 165,000.00	165,000.00	37,266.24	49,500.92	115,499.08	0.00	115,499.08	
440 9907	FY07 Entry Year 0.00 0.00	0.00	0.00	0.00	0.00	0.00	0.00	
451 9910	FY10 Network Connectivity 0.00 0.00	0.00	0.00	0.00	0.00	0.00	0.00	
451 9911	FY11 Network Connectivity 0.00 0.00	0.00	0.00	0.00	0.00	0.00	0.00	
451 9912	FY12 Network Connectivity 0.00 0.00	0.00	0.00	0.00	0.00	0.00	0.00	
452 9907	FY07 SchoolNet Professional Development 0.00 0.00	0.00	0.00	0.00	0.00	0.00	0.00	
452 9908	FY08 SchoolNet Professional Development 0.00 0.00	0.00	0.00	0.00	0.00	0.00	0.00	
452 9909	FY09 SchoolNet Professional Development 0.00 0.00	0.00	0.00	0.00	0.00	0.00	0.00	
460 9904	FY04 Student Reading Intervention: 1-4 0.00 0.00	0.00	0.00	0.00	0.00	0.00	0.00	
460 9905	FY05 Student Reading Intervention: 1-4 0.00 0.00	0.00	0.00	0.00	0.00	0.00	0.00	
461 9900	TECH PREP - ENVIRONMENTAL SCIENCE 0.00 0.00	0.00	0.00	0.00	0.00	0.00	0.00	
463 9904	FY04 Alternative Education 0.00 0.00	0.00	0.00	0.00	0.00	0.00	0.00	
463 9908	FY08 Alternative Education 0.00 0.00	0.00	0.00	0.00	0.00	0.00	0.00	
463 9910	FY10 Alternative Education 0.00 0.00	0.00	0.00	0.00	0.00	0.00	0.00	
463 9911	FY11 Alternative Education 0.00 0.00	0.00	0.00	0.00	0.00	0.00	0.00	
463 9912	FY12 Alternative Education 1,687.70 2,317.64	3,021.94	0.00	4,709.64	0.00	0.00	0.00	











Date: 10/02/2012  
 Time: 10:26 am

MIAMISBURG CITY SD  
 Financial Report by Fund/SCC

Page: 18  
 (FINSUM)

Fund #	Fund Description	FYTD Receipts	MTD Expenditures	FYTD Expenditures	Current Fund Balance	Current Encumbrances	Unencumbered Fund Balance	Bank Code	
590 9908	FY08 Title II-A Improving Teacher Quality	0.00	0.00	0.00	0.00	0.00	0.00		
590 9910	FY10 Title II-A Improving Teacher Quality	0.00	0.00	0.00	0.00	0.00	0.00		
590 9911	FY11 Title II-A Improving Teacher Quality	0.00	0.00	0.00	0.00	0.00	0.00		
590 9912	FY12 Title II-A Improving Teacher Quality	862.09	182.97	21,239.80	0.00	21,976.01	125.88	0.00	
590 9913	FY13 Title II-A Improving Teacher Quality	0.00	11,500.00	11,500.00	11,170.65	11,170.65	329.35	0.00	
599 9908	FY08 Title II-D Technology	0.00	0.00	0.00	0.00	0.00	0.00	0.00	
599 9909	FY09 Title II-D Technology	0.00	0.00	0.00	0.00	0.00	0.00	0.00	
599 9910	FY10 FEMA Grant	0.00	0.00	0.00	0.00	0.00	0.00	0.00	
GRAND TOTALS:									
		47,426,356.86	3,897,463.61	22,570,370.50	7,116,997.49	38,759,144.20	31,237,583.16	6,691,389.61	24,546,193.55