











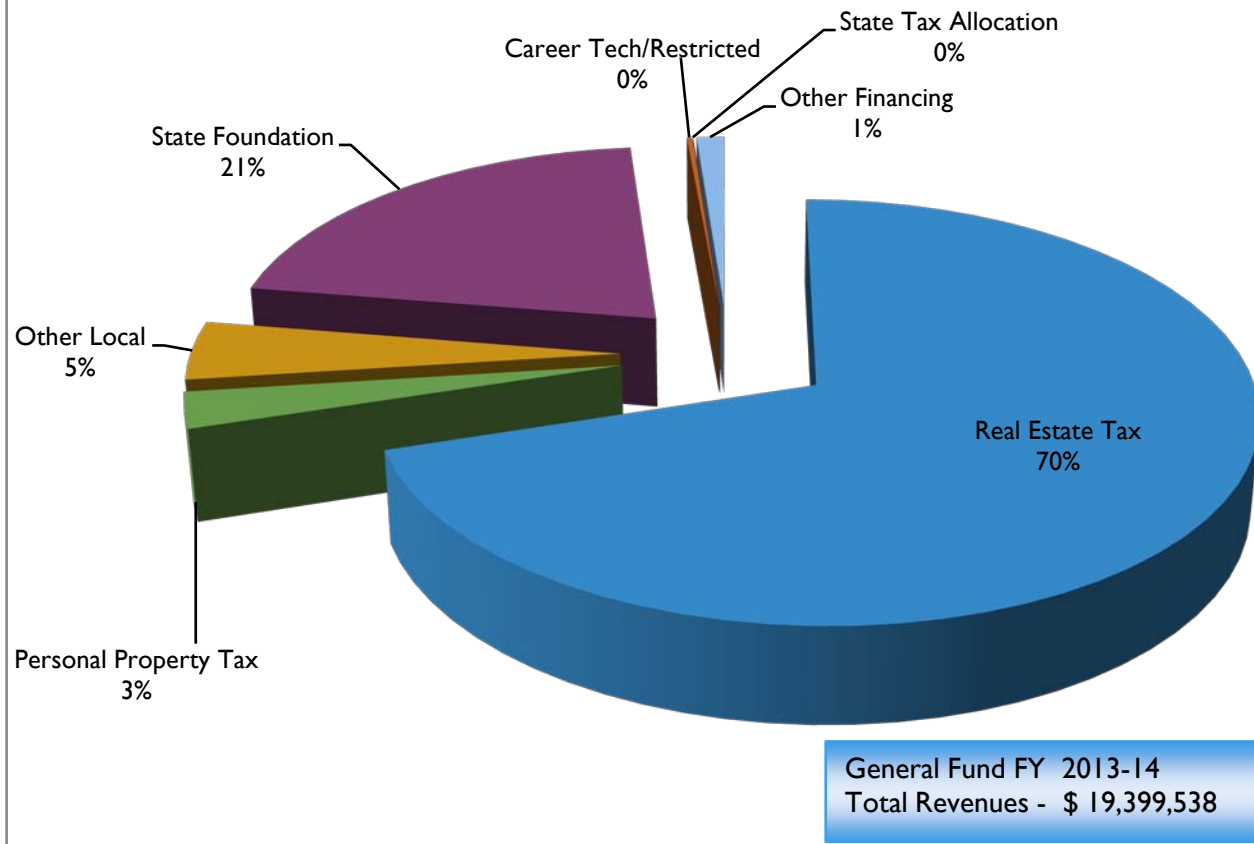




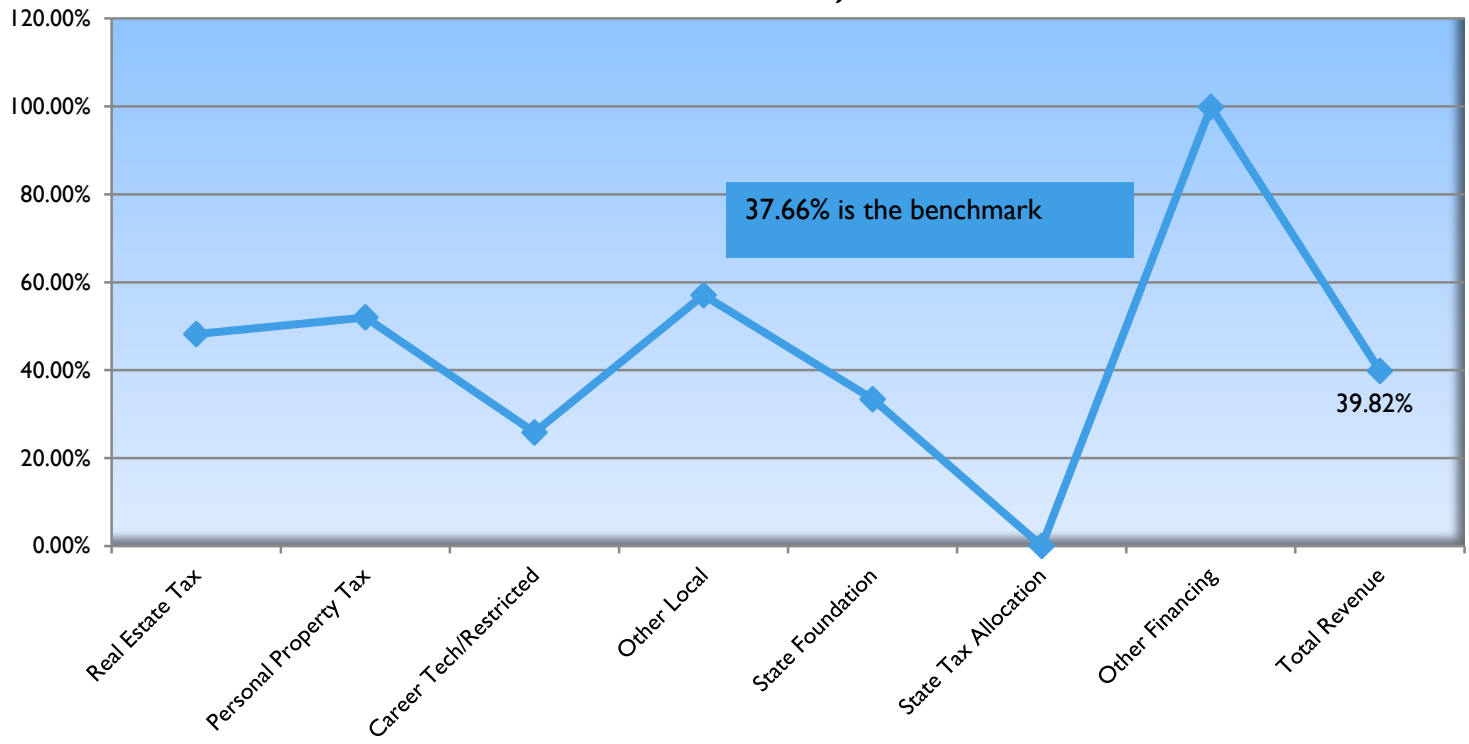




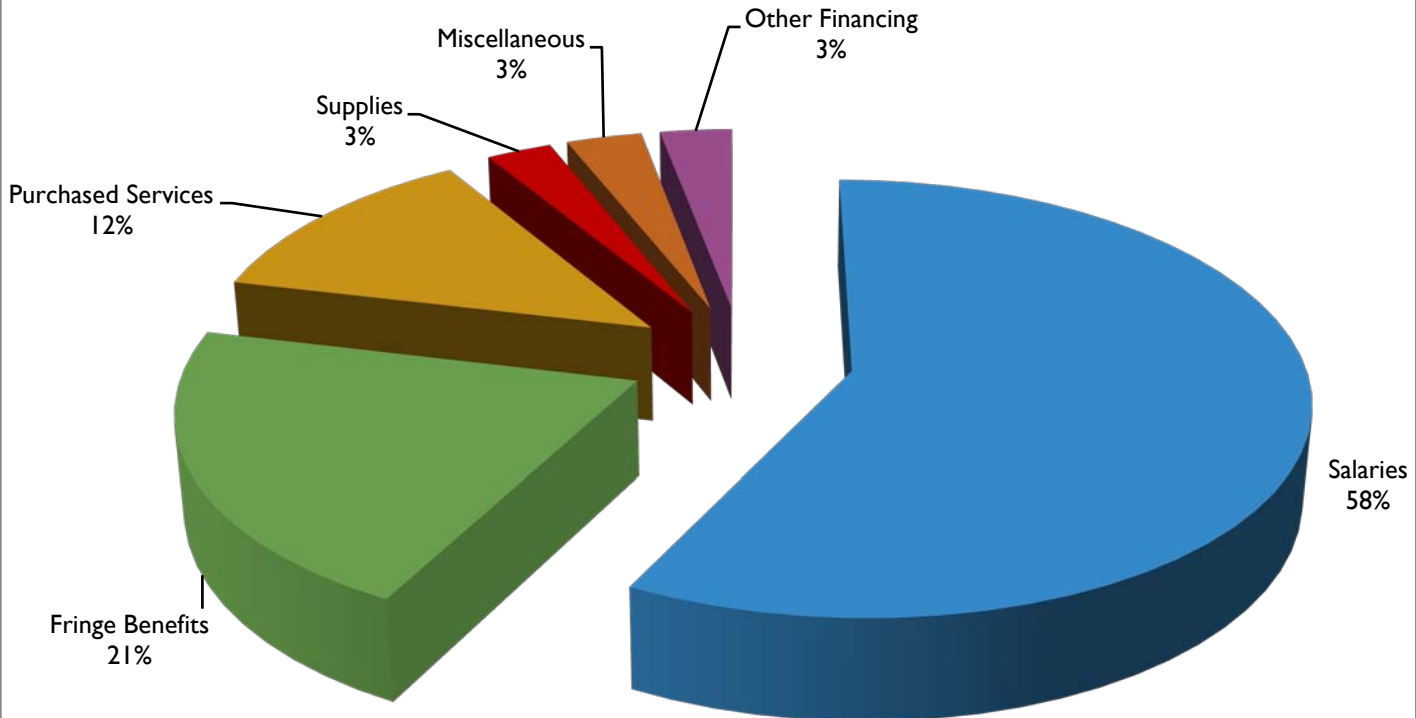
## Where does the money come from ?



**General Fund FY 2013-14  
Percentage received of Revenues  
as of October 31, 2013**

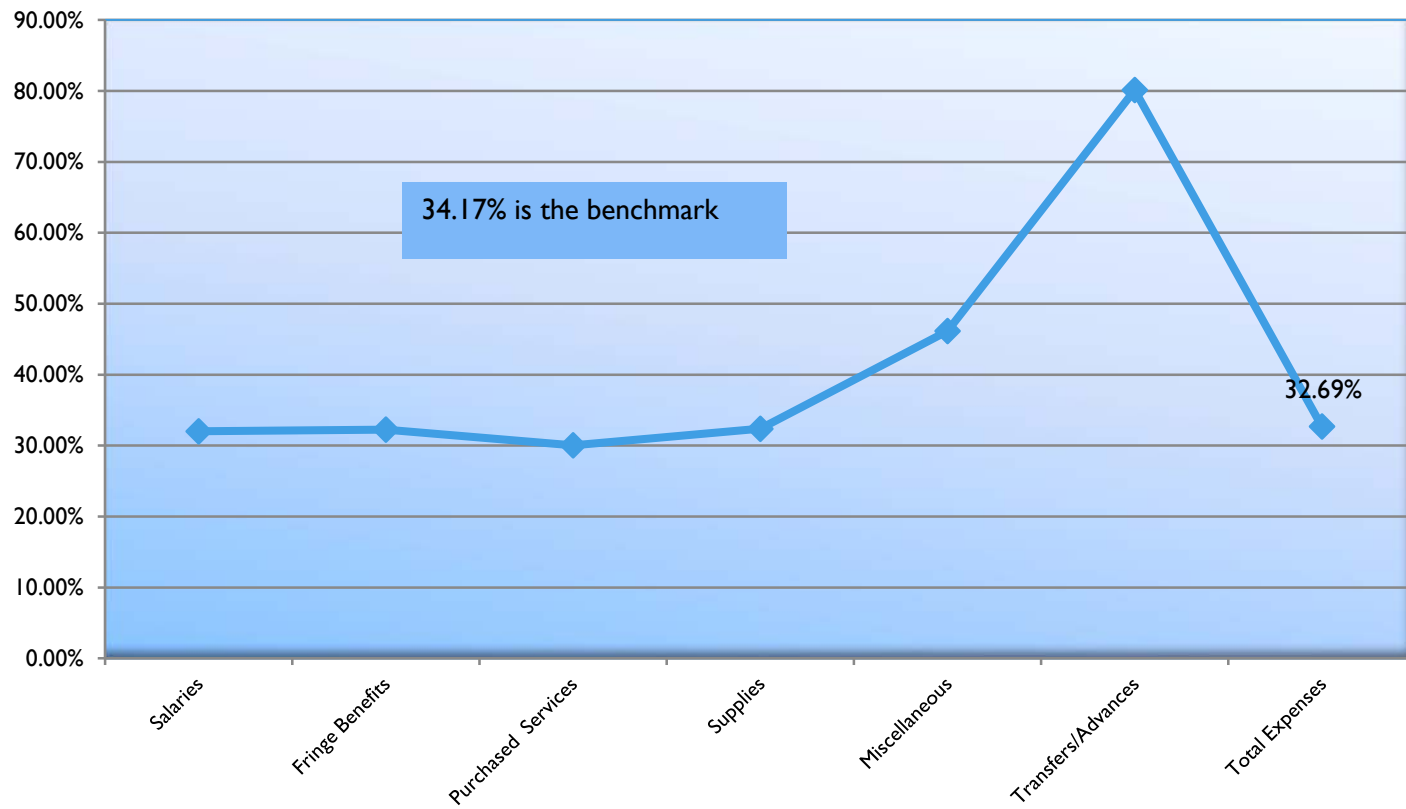


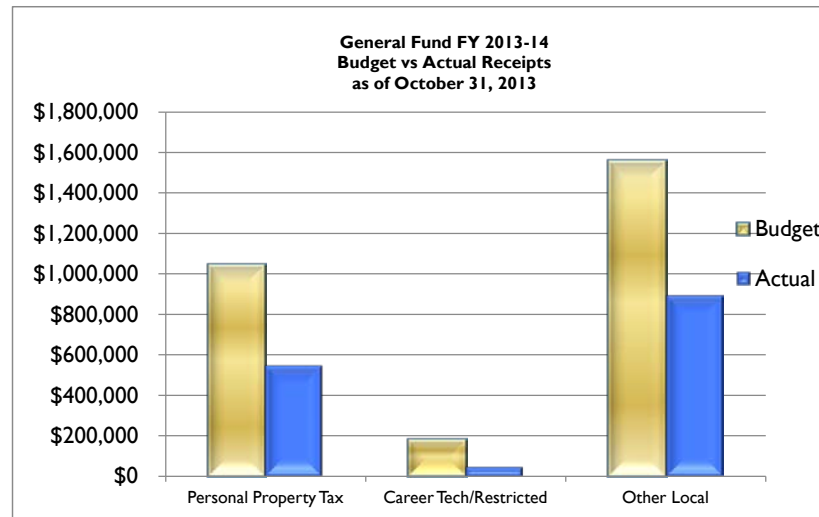
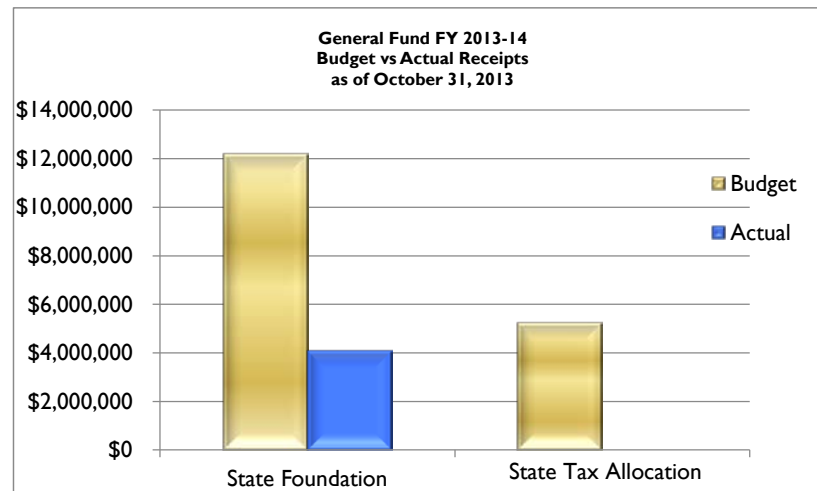
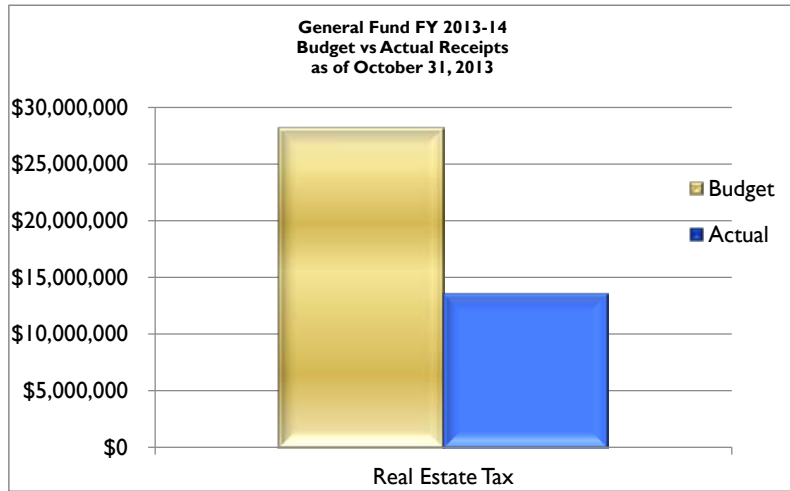
# Where does the money go ?

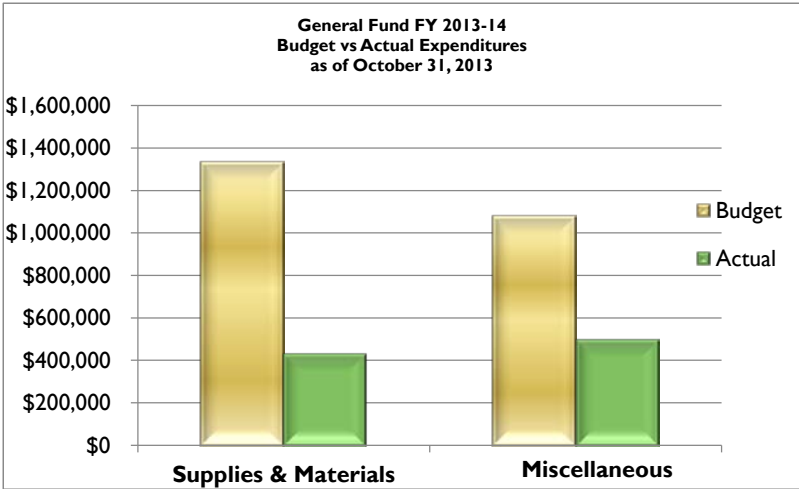
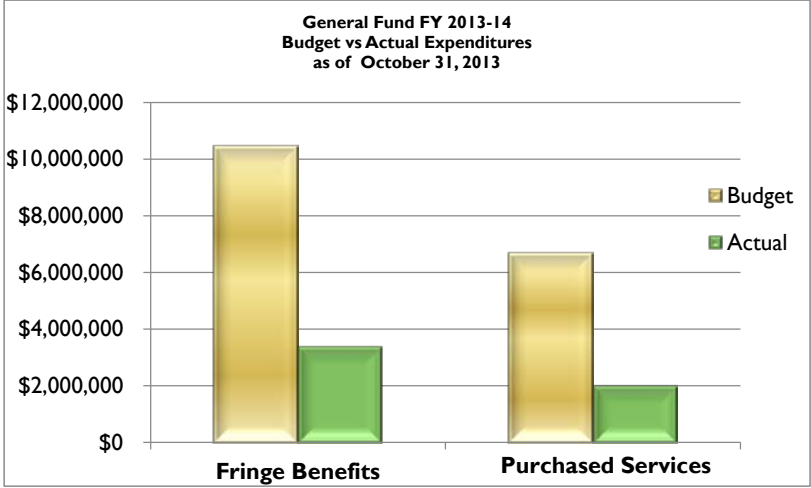
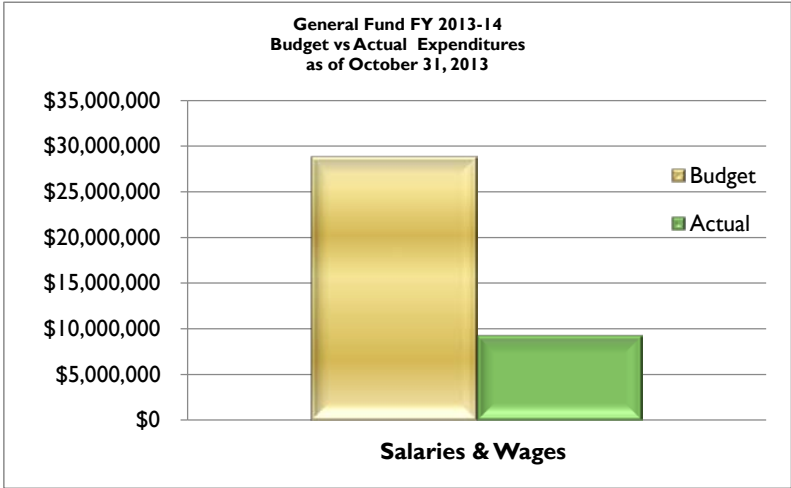


General Fund FY 2013-14  
Total Expenditures - \$ 16,058,093

### General Fund FY 2013-14 Percentage spent of Expenditures as of October 31, 2013







*Miamisburg City School District*  
**Bank Reconciliation**  
**October 31, 2013**

<b>Balance Per Bank Statements</b>
------------------------------------

Farmers & Merchants	4,049,187.32
Fifth Third Checking	6,014,495.65
Baird/US Bank	14,148,992.59
Baird 2008 Bond	-
Fifth Third Securities 2008 Bond	1,154,132.21
Star Ohio 2008 Bond	1,425.91
Star Ohio	3,450.85
Bond Retirement Borrowing	-
<b>Total Bank Balance</b>	<b>25,371,684.53</b>

Change Fund	4,925.00
Petty Cash	400.00
	25,377,009.53

Less:	
Outstanding Checks - A/P	(536,288.46)
Outstanding Payroll Checks	(169,968.86)

<b>Adjusted Bank Balance</b>	<b>24,670,752.21</b>
------------------------------	----------------------

<b>Fund Balances</b>
----------------------

Fund Balances as of October 31, 2013	24,601,934.04
Less:	
Bank Service charge	(1,665.89)
NSF checks	-
V Card Transfer	-
Flex bank fee	(1,014.00)
Add:	-
H.S.A. not withdrawn	99.17
Outstanding Deposits	71,398.89

<b>Adjusted Fund Balances</b>	<b>24,670,752.21</b>
-------------------------------	----------------------

<b>Variance Between Fund and Book</b>	<b>0.00</b>
---------------------------------------	-------------

-- Options Summary --

Summary or Detail Report? (S,D) S  
Output file: FINSUMM1.PDF  
Type: CSV  
Print options page? (Y,N) Y  
Report heading: fy 2013-14  
Generate FINDET report for comparison? (Y,N) N  
Sort options: FD  
Subtotal options: FD  
Include future encumbrance amounts? (Y,N) N  
Include accounts with zero amounts? (Y,N) N  
Include accounts which are no longer active? (Y,N,I) Y

BAT\_FINSUM executed by MBADMIN on node MDECA5:: at 1-NOV-2013 14:08:28.78



MIAMISBURG CITY SD  
 Financial Report by Fund  
 fy 2013-14

Begin Balance	MTD Receipts	FYTD Receipts	MTD Expenditures	FYTD Expenditures	Current Fund Balance	Current Encumbrances	Unencumbered Fund Balance
TOTAL FOR Fund 001 - GENERAL:							
7,994,766.41	1,217,804.49	19,399,539.82	3,814,245.66	16,058,093.79	11,336,212.44	1,930,450.24	9,405,762.20
TOTAL FOR Fund 002 - BOND RETIREMENT:							
3,080,109.71	0.00	2,071,472.70	0.00	18,176.67	5,133,405.74	5,146,262.50	12,856.76-
TOTAL FOR Fund 003 - PERMANENT IMPROVEMENT:							
6,743,802.40	172.89	1,281,386.04	600,478.71	2,627,542.96	5,397,645.48	835,223.14	4,562,422.34
TOTAL FOR Fund 004 - BUILDING:							
15,132.14	0.00	0.00	0.00	0.00	15,132.14	0.00	15,132.14
TOTAL FOR Fund 005 - REPLACEMENT:							
25,156.69	0.00	0.00	0.00	0.00	25,156.69	0.00	25,156.69
TOTAL FOR Fund 006 - FOOD SERVICE:							
1,466,740.77	93,565.09	241,194.68	233,688.90	714,800.18	993,135.27	334,549.00	658,586.27
TOTAL FOR Fund 007 - SPECIAL TRUST:							
90,686.86	17,613.35	18,716.93	1,110.07	3,682.23	105,721.56	1,170.00	104,551.56
TOTAL FOR Fund 008 - ENDOWMENT:							
6,499.69	0.00	0.00	0.00	0.00	6,499.69	0.00	6,499.69
TOTAL FOR Fund 009 - UNIFORM SCHOOL SUPPLIES:							
134,010.05	21,519.52	91,949.79	11,746.20	165,569.75	60,390.09	16,757.05	43,633.04
TOTAL FOR Fund 018 - PUBLIC SCHOOL SUPPORT:							
182,766.37	5,156.69	14,159.99	5,413.87	34,902.92	162,023.44	11,382.30	150,641.14
TOTAL FOR Fund 019 - OTHER GRANT:							
78,496.41	4,227.90	14,235.90	2,566.81	11,234.49	81,497.82	8,218.13	73,279.69
TOTAL FOR Fund 031 - UNDERGROUND STORAGE TANK FUND							
9,400.00	0.00	0.00	0.00	0.00	9,400.00	0.00	9,400.00
TOTAL FOR Fund 035 - TERMINATION BENEFITS - HB426:							
432,129.46	0.00	300,000.00	67,739.50	205,063.29	527,066.17	0.00	527,066.17
TOTAL FOR Fund 070 - CAPITAL PROJECTS:							
176,755.39	0.00	0.00	0.00	0.00	176,755.39	0.00	176,755.39
TOTAL FOR Fund 200 - STUDENT MANAGED ACTIVITY:							
130,844.39	50,913.05	88,279.80	10,187.67	59,112.25	160,011.94	14,450.02	145,561.92
TOTAL FOR Fund 300 - DISTRICT MANAGED ACTIVITY:							
215,311.03	32,728.05	88,838.04	13,949.59	70,694.80	233,454.27	33,473.69	199,980.58

MIAMISBURG CITY SD  
 Financial Report by Fund  
 fy 2013-14

Begin Balance	MTD Receipts	FYTD Receipts	MTD Expenditures	FYTD Expenditures	Current Fund Balance	Current Encumbrances	Unencumbered Fund Balance
TOTAL FOR Fund 401 - AUXILIARY SERVICES: 289,935.07	3.70	245,532.42	85,053.82	398,136.27	137,331.22	62,412.26	74,918.96
TOTAL FOR Fund 432 - MANAGEMENT INFORMATION SYSTEM 42,826.18	0.00	170,000.00	11,768.17	47,254.67	165,571.51	39,378.02	126,193.49
TOTAL FOR Fund 451 - DATA COMMUNICATION FUND: 0.00	0.00	0.00	0.00	0.00	0.00	18,000.00	18,000.00-
TOTAL FOR Fund 463 - ALTERNATIVE SCHOOLS: 385.78	385.78-	385.78-	4,633.88	4,633.88	4,633.88-	7,934.00	12,567.88-
TOTAL FOR Fund 499 - MISCELLANEOUS STATE GRANT FUN 25,992.77	4,257.93	4,257.93	28,955.26	127,119.04	96,868.34-	100.00	96,968.34-
TOTAL FOR Fund 506 - RACE TO THE TOP: 5,550.40	6,600.56	56,221.19	20,271.83	79,440.06	17,668.47-	715.00	18,383.47-
TOTAL FOR Fund 516 - IDEA PART B GRANTS: 21,819.40	165,716.43	295,716.43	91,619.29	329,969.95	12,434.12-	43,257.86	55,691.98-
TOTAL FOR Fund 551 - LIMITED ENGLISH PROFICIENCY: 472.60	7,010.55	10,341.85	1,400.86	10,814.02	0.43	0.00	0.43
TOTAL FOR Fund 572 - TITLE I DISADVANTAGED CHILDRE 16,391.92	221,279.73	415,208.25	79,073.19	425,997.44	5,602.73	1,215.00	4,387.73
TOTAL FOR Fund 587 - IDEA PRESCHOOL-HANDICAPPED: 182.08	4,692.72	7,839.63	1,903.68	7,578.81	442.90	0.00	442.90
TOTAL FOR Fund 590 - IMPROVING TEACHER QUALITY: 821.79	22,590.43	44,590.43	10,574.19	44,330.29	1,081.93	0.00	1,081.93
GRAND TOTALS: 21,186,985.76	1,875,467.30	24,859,096.04	5,096,381.15	21,444,147.76	24,601,934.04	8,504,948.21	16,096,985.83











Date: 11/01/2013  
 Time: 2:01 pm

MIAMISBURG CITY SD  
 Financial Report by Fund/SCC  
 fy 2013-14

Page: 5  
 (FINSUM)

Fund #	Fund Description	FYTD Receipts	MTD Expenditures	FYTD Expenditures	Current Fund Balance	Current Encumbrances	Unencumbered Fund Balance	Bank Code
200 9800	Class of 2000 682.05	0.00	0.00	0.00	682.05	0.00	682.05	
200 9812	Class of 2012 2.00	0.00	0.00	2.00	0.00	0.00	0.00	
200 9813	Class of 2013 6,262.62	0.00	0.00	6,165.70	96.92	0.00	96.92	
200 9814	CLASS OF 2014 1,056.35	76.00	0.00	0.00	1,164.35	0.00	1,164.35	
200 9815	CLASS OF 2015 887.00	92.00	0.00	0.00	1,059.00	0.00	1,059.00	
200 9816	CLASS OF 2016 367.30	100.00	0.00	0.00	581.30	0.00	581.30	
200 9817	CLASS OF 2017 0.00	85.50	0.00	0.00	271.50	0.00	271.50	
200 9841	VIKING PRIDE 2,686.53	0.00	260.00	260.00	2,426.53	0.00	2,426.53	
200 9842	EARTH CLUB 1,620.21	0.00	0.00	0.00	1,620.21	0.00	1,620.21	
200 9843	JUNIOR STATESMEN OF AMERICA CLUB - H.S. 201.33	1,416.80	1,400.00	1,400.00	450.63	0.00	450.63	
200 9844	BOWLING CLUB - HS 570.68	0.00	0.00	0.00	570.68	0.00	570.68	
200 9845	Destination Imagination 5,093.25	0.00	0.00	432.03	4,661.22	630.00	4,031.22	
200 9846	8th Grade Class Trip 4,827.96	36,780.00	4,300.00	21,800.00	42,688.46	900.00	41,788.46	
200 9847	Yearbook: Middle School 11,574.71	252.00	0.00	7,647.11	5,874.60	0.00	5,874.60	
200 9849	Outdoor Club: Middle School 4,063.07	1,340.00	0.00	0.00	5,403.07	280.00	5,123.07	
200 9853	Student Council - Middle School 4,342.66	0.00	0.00	0.00	4,342.66	0.00	4,342.66	



MIAMISBURG CITY SD  
 Financial Report by Fund/SCC  
 fy 2013-14

Fund #	Fund Description	FYTD Receipts	MTD Expenditures	FYTD Expenditures	Current Fund Balance	Current Encumbrances	Unencumbered Fund Balance	Bank Code	
Begin	Balance	MTD Receipts							
200 9857	MUSE Machine: Middle School	1,830.27	375.00	3,005.00	154.00	154.00	4,681.27	650.00	4,031.27
200 9860	SCIENCE CLUB - H.S.	13,317.72	4,000.00	5,863.86	924.00	924.00	18,257.58	8,049.86	10,207.72
200 9864	VIKING SHOP BOOKSTORE - H.S.	11,127.76	501.75	646.44	0.00	1,576.00	10,198.20	0.00	10,198.20
200 9865	DECA SALES CLUB - H.S.	1,115.65	0.00	0.00	0.00	0.00	1,115.65	0.00	1,115.65
200 9866	HOME EC: H.S.	412.16	0.00	0.00	0.00	0.00	412.16	0.00	412.16
200 9867	FUTURE MEDICAL CAREERS - H.S.	245.76	0.00	13.20	0.00	0.00	258.96	0.00	258.96
200 9870	STUDENT GOVERNMENT: HIGH SCHOOL	13,622.13	4,641.00	9,631.00	3,071.22	6,687.25	16,565.88	850.00	15,715.88
200 9872	MIRUS YEARBOOK - H.S.	7,857.41	0.00	735.00	0.00	3,940.71	4,651.70	0.00	4,651.70
200 9873	HONOR SOCIETY - H.S.	745.11	585.00	585.00	0.00	572.00	758.11	937.50	179.39-
200 9874	MUSICAL - H.S.	1,156.20	0.00	0.00	0.00	0.00	1,156.20	0.00	1,156.20
200 9876	BLUE & WHITE NEWSPAPER	874.41	0.00	0.00	0.00	269.00	605.41	0.00	605.41
200 9878	COMPUTER CLUB: H.S.	4,823.86	0.00	0.00	0.00	0.00	4,823.86	1,019.66	3,804.20
200 9879	VIDEO CLUB: H.S.	12,080.70	70.00	820.00	0.00	300.00	12,600.70	0.00	12,600.70
200 9880	MUSE MACHINE	551.44	226.00	226.00	0.00	0.00	777.44	500.00	277.44
200 9881	DANCE CLUB - HS	0.00	300.00	300.00	0.00	0.00	300.00	0.00	300.00
200 9882	DIVERSITY FORUM CLUB - HS	159.57	0.00	0.00	0.00	0.00	159.57	0.00	159.57

MIAMISBURG CITY SD  
 Financial Report by Fund/SCC  
 fy 2013-14

Fund #	Fund Description	FYTD Receipts	MTD Expenditures	FYTD Expenditures	Current Fund Balance	Current Encumbrances	Unencumbered Fund Balance	Bank Code
Begin	Balance	Receipts	Expenditures	Expenditures	Balance	Encumbrances	Balance	Code
200 9883	HOLE-IN-ONE CLUB - HS	1,099.91	0.00	1,008.00	1,111.91	492.00	619.91	
200 9885	DISCOVERY CLUB (S.S.) - H.S.	379.67	72.00	78.45	373.22	0.00	373.22	
200 9887	MIAMISBURG BASKETBALL INTRAMURAL LEAGUE	1,130.04	0.00	0.00	1,130.04	0.00	1,130.04	
200 9895	SKI CLUB - HS	3,096.32	0.00	0.00	3,096.32	0.00	3,096.32	
200 9907	MHS: S.A.D.D.	1,119.44	0.00	0.00	1,119.44	0.00	1,119.44	
200 9908	PRIDE: MIDDLE SCHOOL	141.00	0.00	0.00	141.00	141.00	0.00	
200 9909	CHALLENGERS - gifted	8,954.08	0.00	5,896.00	3,058.08	0.00	3,058.08	
200 9910	H.S. INTERNATIONAL CLUB	54.47	0.00	0.00	54.47	0.00	54.47	
200 9913	ART CLUB: H.S.	552.42	0.00	0.00	552.42	0.00	552.42	
200 9916	Student Council: Mound	159.17	0.00	0.00	159.17	0.00	159.17	
300 0000	ATHLETIC FUND - H.S.	215,311.03	32,728.05	13,949.59	233,454.27	33,473.69	199,980.58	
401 9012	FY12 Auxiliary: Dayton Christian	66.00	0.00	60.22	5.78	0.00	5.78	
401 9013	FY13 Auxiliary: Dayton Christian	203,411.11	2.05	200,530.95	2,891.22	0.00	2,891.22	
401 9014	FY14 Auxiliary: Dayton Christian	0.00	162,764.68	110,100.32	52,664.36	49,459.82	3,204.54	
401 9113	FY13 AUXILIARY: CREATIVE WORLD OF MONTESSORI	18,047.32	0.23	9,093.57	8,955.03	0.00	8,955.03	
401 9114	FY14 AUXILIARY: CREATIVE WORLD OF MONTESSORI	0.00	4,921.66	0.00	4,921.66	0.00	4,921.66	

MIAMISBURG CITY SD  
 Financial Report by Fund/SCC  
 fy 2013-14

Fund #	Fund Description	FYTD Receipts	MTD Expenditures	FYTD Expenditures	Current Fund Balance	Current Encumbrances	Unencumbered Fund Balance	Bank Code
401 9912	FY12 Auxiliary: Bishop Leibold	5,326.72	0.00	5,326.72	0.00	0.00	0.00	
401 9913	FY13 Auxiliary: Bishop Leibold	63,083.92	1.42	42,205.27	20,883.66	0.00	20,883.66	
401 9914	FY14 Auxiliary: Bishop Leibold	0.00	0.00	30,819.22	47,009.51	12,952.44	34,057.07	
432 9912	FY12 EMIS	83.92	0.00	0.00	83.92	0.00	83.92	
432 9913	FY13 EMIS	42,742.26	0.00	21,936.63	20,805.63	0.00	20,805.63	
432 9914	FY14 EMIS	0.00	0.00	25,318.04	144,681.96	39,378.02	105,303.94	
451 9914	FY14 Network Connectivity	0.00	0.00	0.00	0.00	18,000.00	18,000.00-	
463 9913	FY13 Alternative Education	385.78	385.78-	0.00	0.00	0.00	0.00	
463 9914	FY14 Alternative Education	0.00	0.00	4,633.88	4,633.88-	7,934.00	12,567.88-	
499 9013	FY13 SCHOOL PSYCHOLOGY INTERN	462.14	4,257.93	4,720.07	0.00	0.00	0.00	
499 9014	FY14 SCHOOL PSYCHOLOGY INTERN	0.00	0.00	4,179.88	4,179.88-	100.00	4,279.88-	
499 9333	MIAMISBURG SECONDARY ACADEMY	25,530.63	0.00	118,219.09	92,688.46-	0.00	92,688.46-	
506 9912	RTTT -- FY 2011-12	0.00	0.00	0.00	0.00	0.00	0.00	
506 9913	RTTT -- FY 2012-13	5,550.40	838.81	30,907.81	0.59-	0.00	0.59-	
506 9914	RTTT -- FY 2013-14	0.00	5,761.75	48,532.25	17,667.88-	715.00	18,382.88-	
516 9913	FY13 Title VI-B IDEA	21,819.40	1,327.34	153,146.74	0.00	0.00	0.00	

MIAMISBURG CITY SD  
 Financial Report by Fund/SCC  
 fy 2013-14

Fund #	Fund Description	FYTD Receipts	MTD Expenditures	FYTD Expenditures	Current Fund Balance	Current Encumbrances	Unencumbered Fund Balance	Bank Code
516 9914	FY14 Title VI-B IDEA 0.00 164,389.09	164,389.09	91,619.29	176,823.21	12,434.12-	43,257.86	55,691.98-	
551 9013	FY13 Title III LEP 472.60 4,210.94	7,542.24	0.00	8,014.84	0.00	0.00	0.00	
551 9014	FY14 Title III LEP 0.00 2,799.61	2,799.61	1,400.86	2,799.18	0.43	0.00	0.43	
572 9013	Title I FY 2013 (West Carrolllton contract) 66.52 0.00	0.00	0.00	0.00	66.52	0.00	66.52	
572 9913	FY13 Title I Schoolwide 16,325.40 0.00	193,928.52	461.20-	207,051.63	3,202.29	0.00	3,202.29	
572 9914	FY14 Title I Schoolwide 0.00 221,279.73	221,279.73	79,534.39	218,945.81	2,333.92	1,215.00	1,118.92	
587 9913	FY13 Early Childhood Special Education IDEA 182.08 0.00	3,146.91	0.00	3,328.99	0.00	0.00	0.00	
587 9914	FY14 Early Childhood Special Education IDEA 0.00 4,692.72	4,692.72	1,903.68	4,249.82	442.90	0.00	442.90	
590 9913	FY13 Title II-A Improving Teacher Quality 821.79 0.00	22,000.00	0.00	22,107.69	714.10	0.00	714.10	
590 9914	FY14 Title II-A Improving Teacher Quality 0.00 22,590.43	22,590.43	10,574.19	22,222.60	367.83	0.00	367.83	
GRAND TOTALS:								
	21,186,985.76	1,875,467.30	24,859,096.04	5,096,381.15	21,444,147.76	24,601,934.04	8,504,948.21	16,096,985.83