

*November 2012*





# MIAMISBURG CITY SCHOOL DISTRICT

General Fund - Budget vs Actual

FY 2012-13

for the month of November 2012

	BUDGET	ACTUAL	DIFFERENCE
<b>Revenues</b>			
1.010 General Property Tax (Real Estate)	\$ -	\$ -	\$ -
1.020 Tangible Personal Property Tax	3,000	-	(3,000)
1.035 Unrestricted State grants In Aid	912,275	918,380	6,105
1.040 Restricted State Grants	11,720	11,719	(1)
1.050 Property Tax Allocation	1,260,650	2,734,778	1,474,128
1.060 All Other Revenues	10,000	32,181	22,181
<b>Total Revenues</b>	<b>2,197,645</b>	<b>3,697,058</b>	<b>1,499,413</b>
<b>Other Financing Sources</b>			
2.010 Proceeds from Sale of Notes		-	-
2.040 Operating Transfers In		-	-
2.050 Advances In	-	-	-
2.060 All Other Financing Sources	500	5,052	4,552
<b>Total Other Financing Sources</b>	<b>500</b>	<b>5,052</b>	<b>4,552</b>
<b>Total Revenues and Other Financing Sources</b>	<b>2,198,145</b>	<b>3,702,110</b>	<b>1,503,965</b>
<b>Expenditures</b>			
3.010 Personal Services	2,450,000	2,442,992	(7,008)
3.020 Employee Benefits	800,000	823,478	23,478
3.030 Purchased Services	435,000	569,288	134,288
3.040 Supplies & Materials	100,000	33,563	(66,437)
4.020 Notes-Principal	-	-	-
4.060 Notes-Interest	-	-	-
4.300 Other Objects	40,000	57,635	17,635
<b>Total Expenditures</b>	<b>3,825,000</b>	<b>3,926,956</b>	<b>101,956</b>
<b>Other Financing Uses</b>			
5.010 Operating Transfers Out	10,000	6,349	(3,651)
5.020 Advances Out	-	0	-
<b>Total Other Financing Uses</b>	<b>10,000</b>	<b>6,349</b>	<b>(3,651)</b>
<b>Total Expenditures and Other Financing Uses</b>	<b>3,835,000</b>	<b>3,933,305</b>	<b>98,305</b>
<b>Excess of Revenues and Other Financing Sources over(under) Expenditures and Other Financing Uses</b>	<b>(1,636,855)</b>	<b>(231,195)</b>	
<b>Cash Balance November 1</b>	<b>\$ 11,563,986</b>	<b>\$ 9,601,730</b>	<b>(1,962,256)</b>
<b>Cash Balance November 30</b>	<b>\$ 9,927,131</b>	<b>\$ 9,370,535</b>	<b>(556,596)</b>

MIAMISBURG CITY SCHOOL DISTRICT

General Fund - Budget vs Actual

for the five months of FY 2012-13

	BUDGET	ACTUAL	DIFFERENCE
<b>Revenues</b>			
1.010 General Property Tax (Real Estate)	\$ 14,523,226	\$ 13,696,081	\$ (827,145)
1.020 Tangible Personal Property Tax	478,000	513,192	35,192
1.035 Unrestricted State grants In Aid	4,561,375	4,567,480	6,105
1.040 Restricted State Grants	58,600	58,595	(5)
1.050 Property Tax Allocation	2,986,625	2,734,778	(251,847)
1.060 All Other Revenues	267,375	512,032	244,657
<b>Total Revenues</b>	<b>22,875,201</b>	<b>22,082,158</b>	<b>(793,043)</b>
<b>Other Financing Sources</b>			
2.010 Proceeds from Sale of Notes	-	-	-
2.040 Operating Transfers In	-	-	-
2.050 Advances In	21,950	21,950	-
2.060 All Other Financing Sources	22,904	(9,719)	(32,623)
<b>Total Other Financing Sources</b>	<b>44,854</b>	<b>12,231</b>	<b>(32,623)</b>
<b>Total Revenues and Other Financing Sources</b>	<b>22,920,055</b>	<b>22,094,389</b>	<b>(825,666)</b>
<b>Expenditures</b>			
3.010 Personal Services	11,485,915	11,422,013	(63,902)
3.020 Employee Benefits	4,183,250	4,209,624	26,374
3.030 Purchased Services	2,823,475	2,653,832	(169,643)
3.040 Supplies & Materials	503,490	459,306	(44,184)
4.020 Notes-Principal	-	-	-
4.060 Notes-Interest	-	-	-
4.300 Other Objects	324,860	302,728	(22,132)
<b>Total Expenditures</b>	<b>19,320,990</b>	<b>19,047,503</b>	<b>(273,487)</b>
<b>Other Financing Uses</b>			
5.010 Operating Transfers Out	510,000	514,417	4,417
5.020 Advances Out	-	-	-
<b>Total Other Financing Uses</b>	<b>510,000</b>	<b>514,417</b>	<b>4,417</b>
<b>Total Expenditures and Other Financing Uses</b>	<b>19,830,990</b>	<b>19,561,920</b>	<b>(269,070)</b>
<b>Excess of Revenues and Other Financing Sources over(under) Expenditures and Other Financing Uses</b>	<b>3,089,065</b>	<b>2,532,469</b>	
<b>Cash Balance July 1</b>	<b>\$ 6,838,066</b>	<b>\$ 6,838,066</b>	<b>-</b>
<b>Cash Balance November 30</b>	<b>\$ 9,927,131</b>	<b>\$ 9,370,535</b>	<b>(556,596)</b>

# MIAMISBURG CITY SCHOOL DISTRICT

## General Fund - Budget vs Actual

FY 2012-13

	BUDGET	ACTUAL		% RECEIVED	TARGET
	7/1/2012 to	7/1/2012 to	DIFFERENCE	/EXPENDED	
	6/30/2013	11/30/2012			
<b>Revenues</b>					
1.010 General Property Tax (Real Estate)	\$ 28,723,420	\$ 13,696,081	\$ (15,027,339)	47.68%	50.56%
1.020 Tangible Personal Property Tax	990,210	513,192	(477,018)	51.83%	48.27%
1.035 Unrestricted State grants In Aid	10,947,302	4,567,480	(6,379,822)	41.72%	41.67%
1.040 Restricted State Grants	160,630	58,595	(102,035)	36.48%	36.48%
1.050 Property Tax Allocation	5,265,832	2,734,778	(2,531,054)	51.93%	56.72%
1.060 All Other Revenues	1,295,000	512,032	(782,968)	39.54%	20.65%
<b>Total Revenues</b>	<b>47,382,394</b>	<b>22,082,158</b>	<b>(25,300,236)</b>	<b>46.60%</b>	<b>48.28%</b>
<b>Other Financing Sources</b>					
2.010 Proceeds from Sale of Notes	-	-	-		
2.040 Operating Transfers In	-	-	-		
2.050 Advances In	21,950	21,950	-	100.00%	100.00%
2.060 All Other Financing Sources	50,000	(9,719)	(59,719)	-19.44%	45.81%
<b>Total Other Financing Sources</b>	<b>71,950</b>	<b>12,231</b>	<b>(59,719)</b>	<b>17.00%</b>	<b>62.34%</b>
<b>Total Revenues and Other Financing Sources</b>	<b>47,454,344</b>	<b>22,094,389</b>	<b>(25,359,955)</b>	<b>46.56%</b>	<b>48.30%</b>
<b>Expenditures</b>					
3.010 Personal Services	28,126,467	11,422,013	(16,704,454)	40.61%	40.84%
3.020 Employee Benefits	10,414,515	4,209,624	(6,204,891)	40.42%	40.17%
3.030 Purchased Services	6,147,465	2,653,832	(3,493,633)	43.17%	45.93%
3.040 Supplies & Materials	1,261,230	459,306	(801,924)	36.42%	39.92%
4.020 Notes-Principal	-	-	-		0.00%
4.060 Notes-Interest	-	-	-		0.00%
4.300 Other Objects	1,031,475	302,728	(728,747)	29.35%	31.49%
<b>Total Expenditures</b>	<b>46,981,152</b>	<b>19,047,503</b>	<b>(27,933,649)</b>	<b>40.54%</b>	<b>41.12%</b>
<b>Other Financing Uses</b>					
5.010 Operating Transfers Out	539,000	514,417	(24,583)	95.44%	94.62%
5.020 Advances Out	40,000	-	(40,000)	0.00%	0.00%
<b>Total Other Financing Uses</b>	<b>579,000</b>	<b>514,417</b>	<b>(64,583)</b>	<b>88.85%</b>	<b>88.08%</b>
<b>Total Expenditures and Other Financing Uses</b>	<b>47,560,152</b>	<b>19,561,920</b>	<b>(27,998,232)</b>	<b>41.13%</b>	<b>41.70%</b>
<b>Excess of Revenues and Other Financing Sources over(under) Expenditures and Other Financing Uses</b>	<b>(105,808)</b>	<b>2,532,469</b>			
<b>Beginning Cash Balance July 1</b>	<b>\$ 6,838,066</b>	<b>\$ 6,838,066</b>	<b>-</b>		
<b>Ending Cash Balance</b>	<b>\$ 6,732,258</b>	<b>\$ 9,370,535</b>	<b>2,638,277</b>		

**MIAMISBURG CITY SCHOOL DISTRICT  
GENERAL FUND – FY 2012-13  
NOVEMBER 2012 FINANCIAL SUMMARY**

**REVENUES:**

- **REAL ESTATE TAX**  
The Board of Revisions cases which were settled back around May 2012 are starting to have refunds issued. We will see those reflected in our March/April 2013 settlement. The old Board of Revision cases and the new ones from Tax Year 2011 are still going through the process.
- **PERSONAL TANGIBLE PROPERTY TAX**  
No significant variance noted for the year to date
- **ALL OTHER LOCAL**  
This source of revenue is over budget by \$251,847 or 18.89% due to timing differences. Historically the bulk of revenue in this category is received in the last three months of the fiscal year.
- **STATE FOUNDATION**  
No significant variance noted for the year to date.
- **RESTRICTED STATE GRANTS**  
No significant variance noted for the year to date.
- **PROPERTY TAX ALLOCATION (HOMESTEAD & ROLLBACK)**  
The homestead and rollback for the fall property tax settlement in addition to the personal property tax reimbursement was received in November. This difference is a timing issue, which will be reversed when the last personal property tax reimbursement payment is made in May 2013.
- **ALL OTHER SOURCES**  
This source of revenue is under budget by \$32,623. This revenue source is highly unpredictable and as such may have large variances throughout the fiscal year.

**MIAMISBURG CITY SCHOOL DISTRICT  
GENERAL FUND – FY 2012-13  
NOVEMBER 2012 FINANCIAL SUMMARY**

**EXPENDITURES:**

- **SALARIES**  
Salaries are slightly below (.23%) forecasted amounts.
- **BENEFITS**  
Fringe benefits are slightly above (.25%) forecasted amounts.
- **PURCHASED SERVICES**  
Purchased Services are below (2.76%) forecasted amounts.
- **SUPPLIES & MATERIALS**  
Supplies and materials are not necessarily purchased evenly throughout the year and can reflect some significant variances.
- **CAPITAL OUTLAY**  
In accordance with assumptions approved by the board as part of the five year forecast, capital expenditures are not made from the general fund. We continue to use the two permanent improvements funds for these types of expenditures.
- **OTHER EXPENDITURES**  
Other expenditures are mostly made up of auditor/treasurer fees from Montgomery County and Montgomery County ESC service deductions. The nature of the County fees is cyclical and hard to determine on a monthly basis. This line item should balance itself out by the end of the year.
- **ALL OTHER USES**  
No significant variance noted for the year to date.

**MIAMISBURG CITY SCHOOL DISTRICT  
GENERAL FUND – FY 2012-13  
NOVEMBER 2012 FINANCIAL SUMMARY**

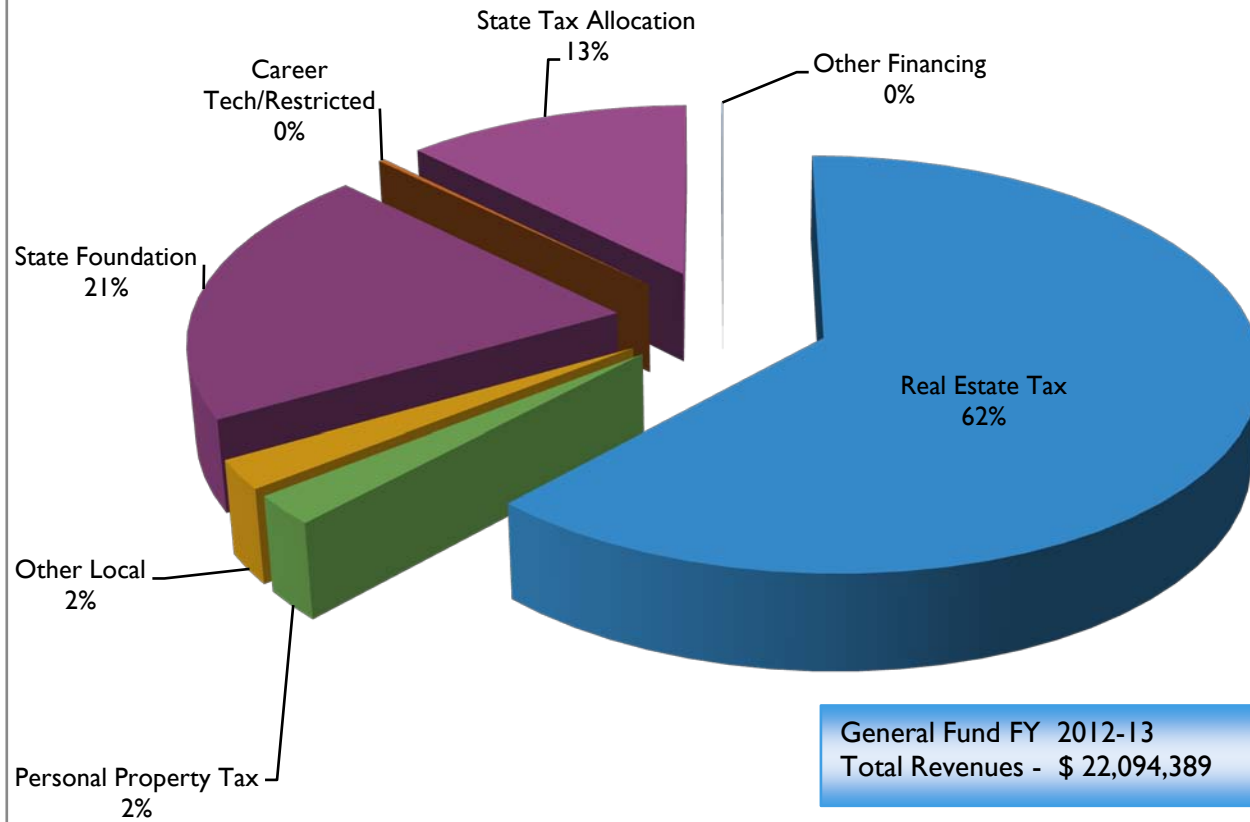
	Actual FY 2008-09	Actual FY 2009-10	Actual FY 2010-11	Actual FY 2011-12
Salary & Fringe Benefits	\$39,650,369	\$38,676,042	\$37,725,941	\$37,599,700
Total Operating Revenue	\$43,100,597	\$41,069,630	\$46,031,556	\$49,523,381
Salary & Fringe Benefits as a % of Operating Revenue	91.99%	94.17%	81.96%	75.92%

	Projected FY 2012-13	Projected FY 2013-14	Projected FY 2014-15	Projected FY 2015-16
Salary & Fringe Benefits	\$38,540,982	\$39,190,251	\$39,950,726	\$40,709,118
Total Operating Revenue	\$47,382,394	\$46,482,423	\$46,054,544	\$46,023,169
Salary & Fringe Benefits as a % of Operating Revenue	81.34%	84.31%	86.75%	88.45%

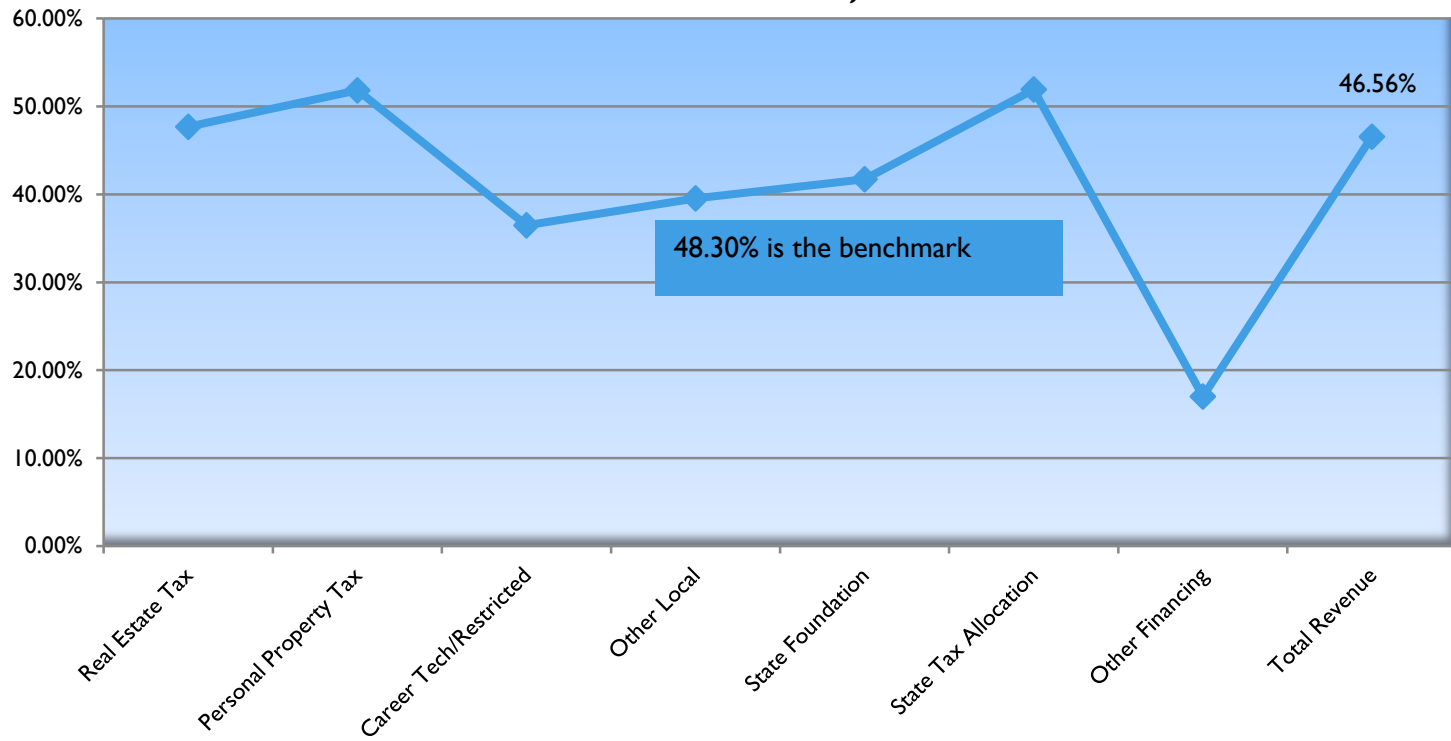
- General fund salaries and benefits are budgeted to be 81.34% of operational revenue. It is currently running at 70.79%. This number is normally in the 70% range by November and then is between 70% and 80% for the remainder of the fiscal year. The target is 80% or below while anything over 85% is not desirable.



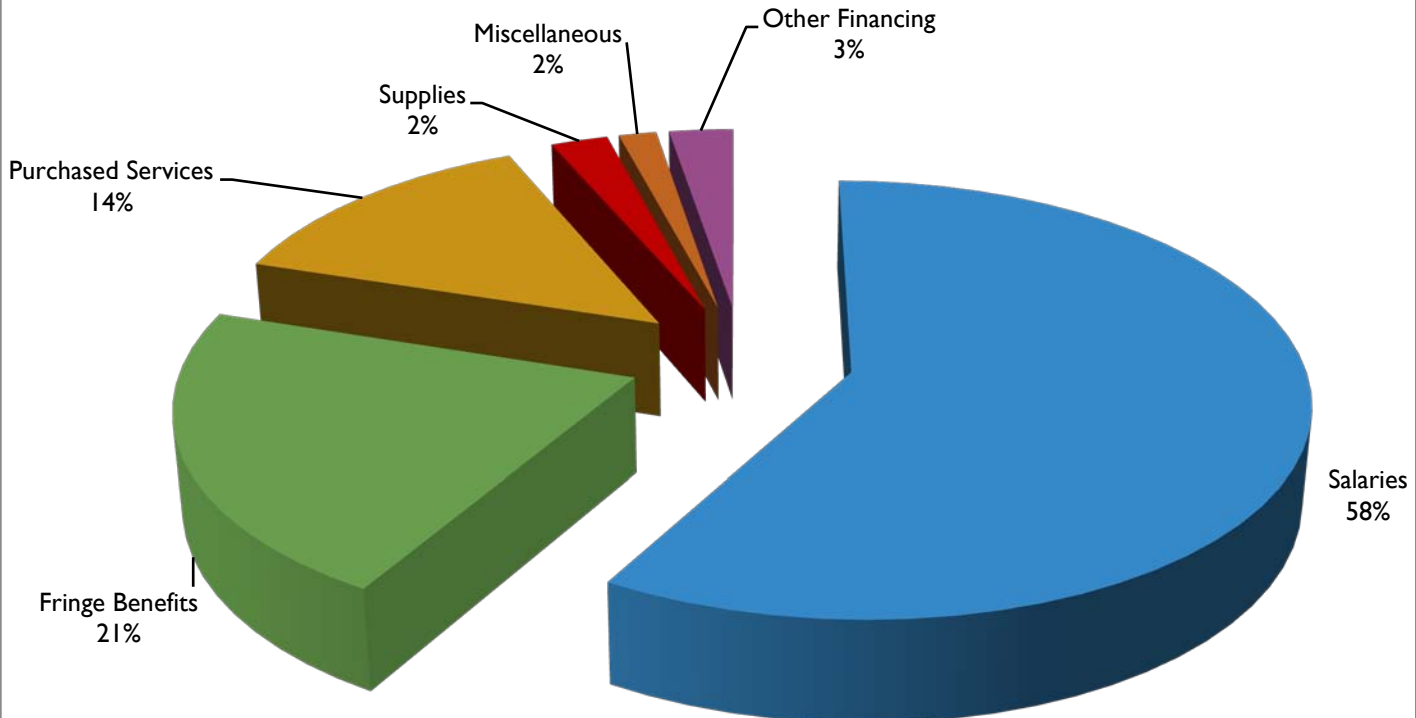
## Where does the money come from ?



### General Fund FY 2012-13 Percentage received of Revenues as of November 30, 2012

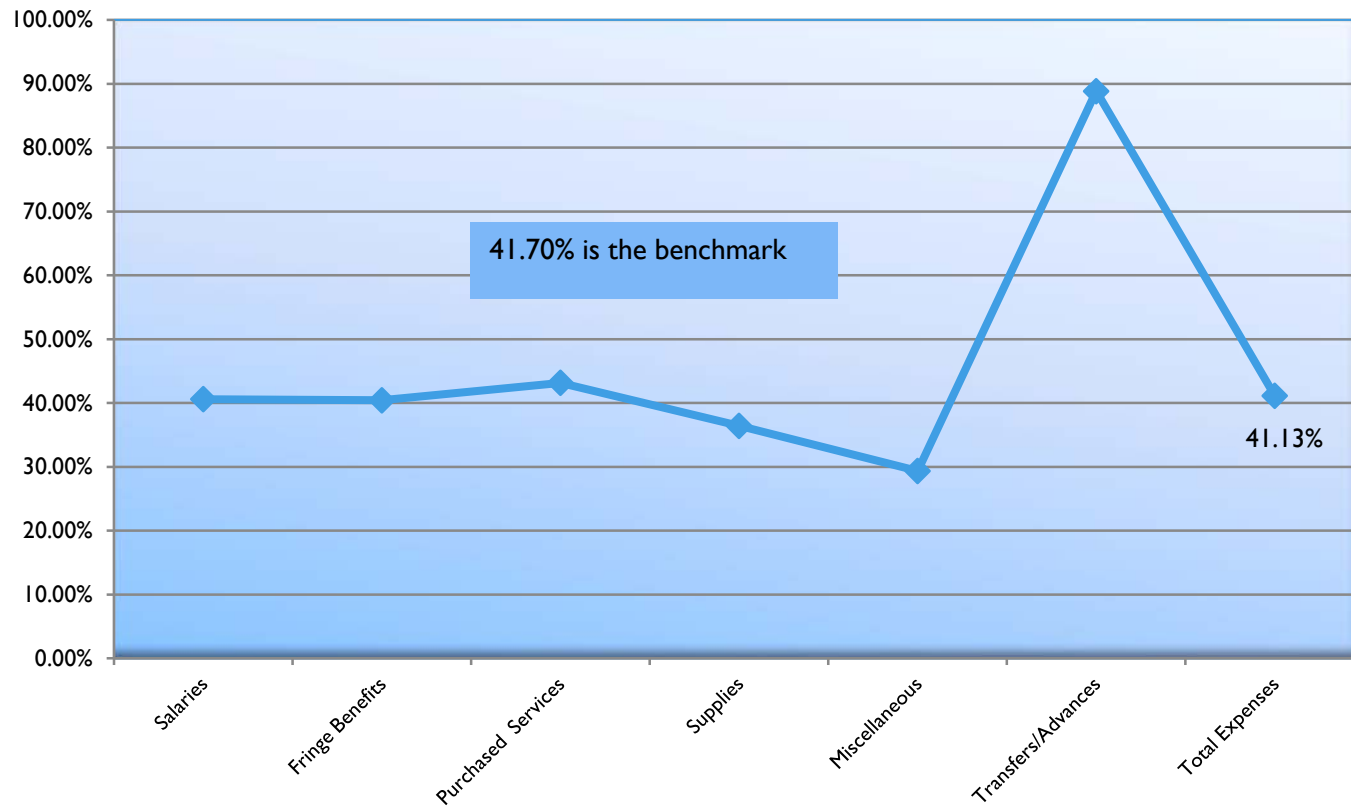


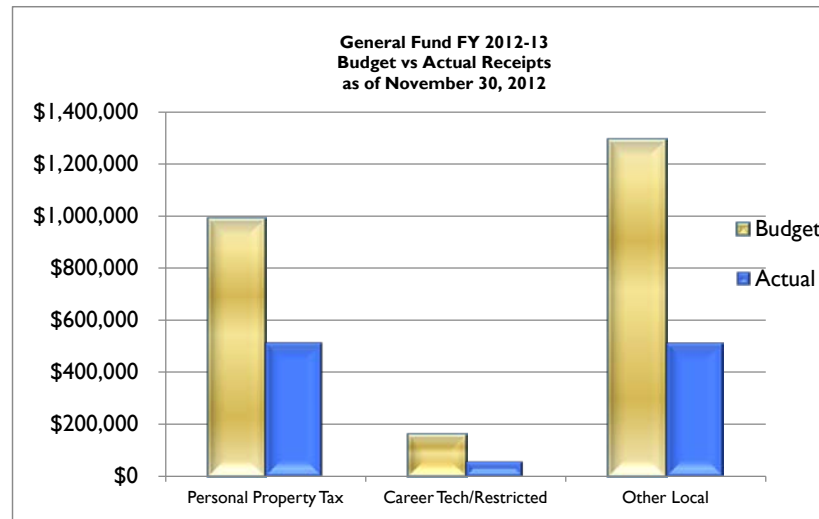
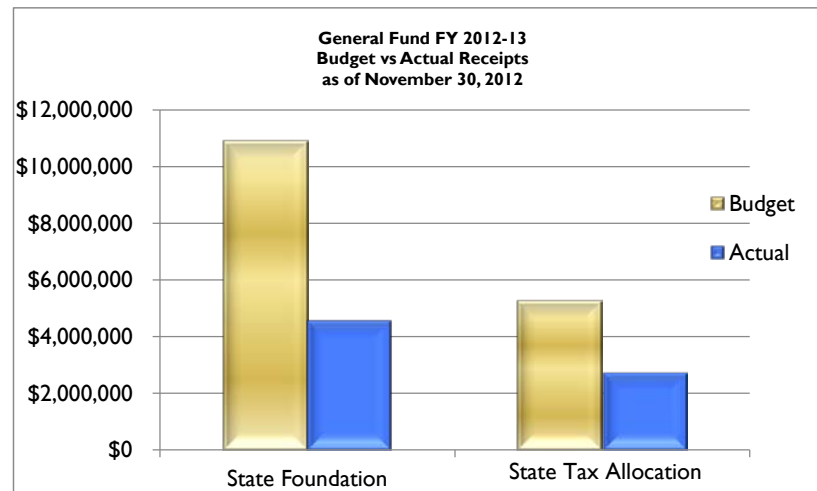
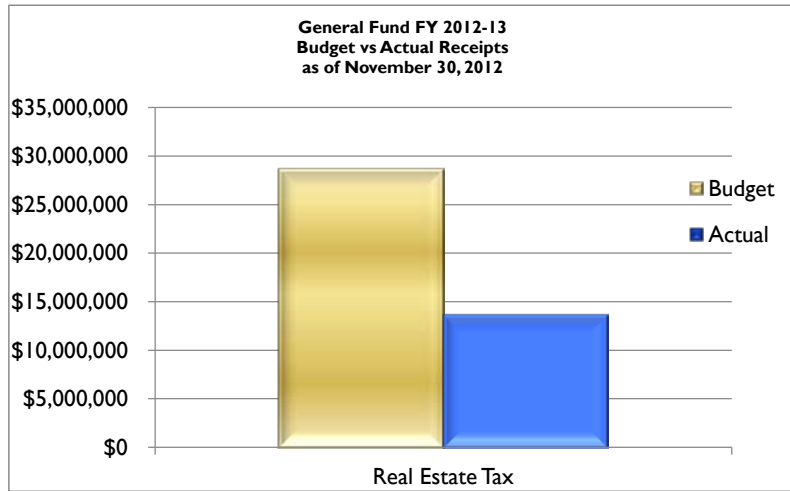
# Where does the money go ?



General Fund FY 2012-13  
Total Expenditures - \$ 19,561,920

### General Fund FY 2012-13 Percentage spent of Expenditures as of November 30, 2012

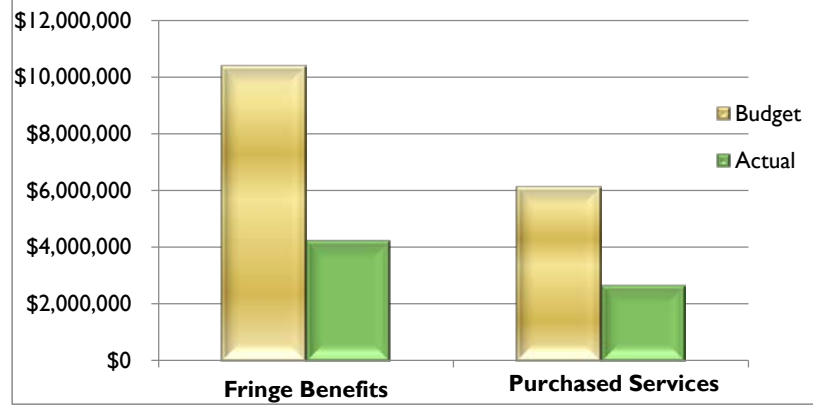




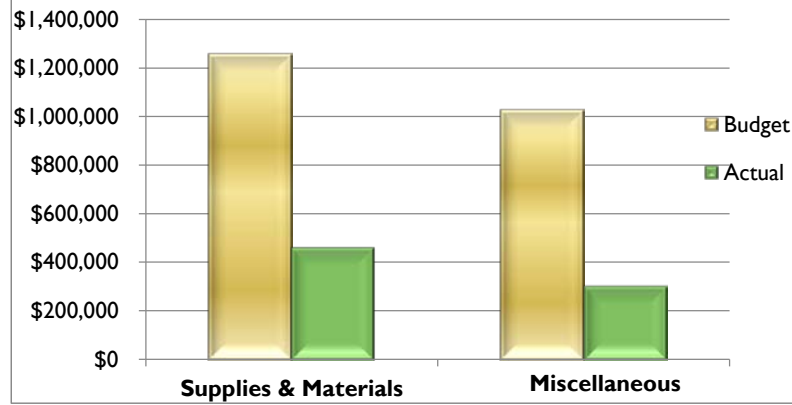
General Fund FY 2012-13  
Budget vs Actual Expenditures  
as of November 30, 2012



General Fund FY 2012-13  
Budget vs Actual Expenditures  
as of November 30, 2012



General Fund FY 2012-13  
Budget vs Actual Expenditures  
as of November 30, 2012



**Miamisburg City School District**  
**Bank Reconciliation**  
**November 30, 2012**

<b>Balance Per Bank Statements</b>
------------------------------------

Farmers & Merchants	4,043,619.93
Fifth Third Checking	3,187,089.68
Baird/US Bank	14,818,833.19
Baird 2008 Bond	1,292,012.43
Fifth Third Securities 2008 Bond	1,154,001.19
Star Ohio 2008 Bond	1,425.20
Star Ohio	3,449.13
Bond Retirement Borrowing	-
<b>Total Bank Balance</b>	<b>24,500,430.75</b>
Change Fund	4,625.00
Petty Cash	400.00
	24,505,455.75

Less:	
Outstanding Checks - 5/3	(702,774.71)
Outstanding Payroll Checks	(218,037.59)

<b>Adjusted Bank Balance</b>	<b>23,584,643.45</b>
------------------------------	----------------------

<b>Fund Balances</b>
----------------------

Fund Balances as of November 30, 2012	23,852,082.48
Less:	
Bank Service charge	(1,865.31)
NSF checks	(23.43)
Unrecorded Change in Market Value 5/3 Securities 2008 Bond	(305,465.73)
Flex bank fee	(1,068.00)
Add:	-
H.S.A. not withdrawn	-
Outstanding Deposits	40,983.44

<b>Adjusted Fund Balances</b>	<b>23,584,643.45</b>
-------------------------------	----------------------

<b>Variance Between Fund and Book</b>	<b>0.00</b>
---------------------------------------	-------------

-- Options Summary --

Summary or Detail Report? (S,D) S  
Output file: FINSUMM1.PDF  
Type: CSV  
Print options page? (Y,N) Y  
Report heading: fy 2012-13  
Generate FINDET report for comparison? (Y,N) N  
Sort options: FD  
Subtotal options: FD  
Include future encumbrance amounts? (Y,N) N  
Include accounts with zero amounts? (Y,N) N  
Include accounts which are no longer active? (Y,N,I) Y

BAT\_FINSUM executed by MBADMIN on node MDECA5:: at 3-DEC-2012 11:58:33.36



MIAMISBURG CITY SD  
 Financial Report by Fund  
 fy 2012-13

Begin Balance	MTD Receipts	FYTD Receipts	MTD Expenditures	FYTD Expenditures	Current Fund Balance	Current Encumbrances	Unencumbered Fund Balance
TOTAL FOR Fund 001 - GENERAL:							
6,838,066.21	3,702,109.65	22,094,391.85	3,933,304.05	19,561,918.72	9,370,539.34	1,111,320.62	8,259,218.72
TOTAL FOR Fund 002 - BOND RETIREMENT:							
19,604,546.52	293,457.71	2,387,147.48	3,257,645.87	19,610,766.42	2,380,927.58	1,765,096.86	615,830.72
TOTAL FOR Fund 003 - PERMANENT IMPROVEMENT:							
9,884,579.49	264,994.37	1,576,849.13	342,613.90	4,149,008.74	7,312,419.88	1,949,303.77	5,363,116.11
TOTAL FOR Fund 004 - BUILDING:							
7,991,298.65	0.00	39,655.11	135,406.41	6,244,768.01	1,786,185.75	1,449,344.13	336,841.62
TOTAL FOR Fund 005 - REPLACEMENT:							
25,156.69	0.00	0.00	0.00	0.00	25,156.69	0.00	25,156.69
TOTAL FOR Fund 006 - FOOD SERVICE:							
1,360,347.54	258,121.88	631,127.12	190,199.07	809,551.98	1,181,922.68	651,856.74	530,065.94
TOTAL FOR Fund 007 - SPECIAL TRUST:							
73,762.65	1,745.56	20,289.06	420.80	1,318.61	92,733.10	1,650.00	91,083.10
TOTAL FOR Fund 008 - ENDOWMENT:							
6,499.69	0.00	0.00	0.00	0.00	6,499.69	0.00	6,499.69
TOTAL FOR Fund 009 - UNIFORM SCHOOL SUPPLIES:							
148,608.53	14,903.36	128,911.60	7,537.63	154,808.68	122,711.45	17,913.31	104,798.14
TOTAL FOR Fund 018 - PUBLIC SCHOOL SUPPORT:							
181,762.21	19,477.44	40,168.78	5,862.80	45,040.44	176,890.55	20,181.24	156,709.31
TOTAL FOR Fund 019 - OTHER GRANT:							
25,309.00	53,023.08	65,897.48	2,950.37	8,969.75	82,236.73	3,624.68	78,612.05
TOTAL FOR Fund 031 - UNDERGROUND STORAGE TANK FUND							
11,000.00	0.00	0.00	0.00	0.00	11,000.00	0.00	11,000.00
TOTAL FOR Fund 035 - TERMINATION BENEFITS - HB426:							
365,368.32	0.00	300,000.00	0.00	215,594.74	449,773.58	0.00	449,773.58
TOTAL FOR Fund 070 - CAPITAL PROJECTS:							
176,755.39	0.00	0.00	0.00	0.00	176,755.39	0.00	176,755.39
TOTAL FOR Fund 200 - STUDENT MANAGED ACTIVITY:							
106,952.12	11,704.54	106,920.72	11,342.00	51,167.95	162,704.89	14,997.72	147,707.17
TOTAL FOR Fund 300 - DISTRICT MANAGED ACTIVITY:							
208,707.63	22,634.65	99,228.10	16,995.27	74,042.02	233,893.71	61,582.85	172,310.86

MIAMISBURG CITY SD  
 Financial Report by Fund  
 fy 2012-13

Begin Balance	MTD Receipts	FYTD Receipts	MTD Expenditures	FYTD Expenditures	Current Fund Balance	Current Encumbrances	Unencumbered Fund Balance
TOTAL FOR Fund 401 - AUXILIARY SERVICES:							
298,296.18	244,700.43	489,459.21	55,849.08	470,145.58	317,609.81	47,201.11	270,408.70
TOTAL FOR Fund 432 - MANAGEMENT INFORMATION SYSTEM							
32,422.72	0.00	165,000.00	2,583.04-	90,861.60	106,561.12	5,679.73	100,881.39
TOTAL FOR Fund 463 - ALTERNATIVE SCHOOLS:							
1,687.70	3,880.94	11,651.13	3,150.39	14,489.22	1,150.39-	14,501.31	15,651.70-
TOTAL FOR Fund 499 - MISCELLANEOUS STATE GRANT FUN							
36,380.66	7,500.51	11,587.92	39,874.45	184,698.74	136,730.16-	131.06	136,861.22-
TOTAL FOR Fund 504 - EDUCATION JOBS FUND:							
4,326.74	0.00	54,875.65	0.00	59,202.39	0.00	0.00	0.00
TOTAL FOR Fund 506 - RACE TO THE TOP:							
4,381.35	13,914.31	66,020.26	13,428.20	75,829.81	5,428.20-	579.00	6,007.20-
TOTAL FOR Fund 516 - IDEA PART B GRANTS:							
26,509.07	108,119.63	414,670.20	80,042.36	446,221.63	5,042.36-	61,269.65	66,312.01-
TOTAL FOR Fund 533 - TITLE II D - TECHNOLOGY:							
191.85	0.00	2,158.15	0.00	2,350.00	0.00	0.00	0.00
TOTAL FOR Fund 551 - LIMITED ENGLISH PROFICIENCY:							
892.61	2,857.40	2,857.40	1,396.04	3,996.05	246.04-	1.29	247.33-
TOTAL FOR Fund 572 - TITLE I DISADVANTAGED CHILDRE							
11,580.50	75,318.91	353,751.10	71,857.06	361,483.76	3,847.84	350.34	3,497.50
TOTAL FOR Fund 587 - IDEA PRESCHOOL-HANDICAPPED:							
104.75	2,342.70	12,088.40	2,243.58	12,436.73	243.58-	1.58	245.16-
TOTAL FOR Fund 590 - IMPROVING TEACHER QUALITY:							
862.09	11,000.00	54,939.80	11,050.90	55,248.46	553.43	6.13	547.30
GRAND TOTALS:							
47,426,356.86	5,111,807.07	29,129,645.65	8,180,587.19	52,703,920.03	23,852,082.48	7,176,593.12	16,675,489.36











MIAMISBURG CITY SD  
 Financial Report by Fund/SCC  
 fy 2012-13

Fund #	Fund Description	FYTD Receipts	MTD Expenditures	FYTD Expenditures	Current Fund Balance	Current Encumbrances	Unencumbered Fund Balance	Bank Code	
200 9815	CLASS OF 2015	450.00	59.00	169.00	0.00	0.00	619.00	0.00	619.00
200 9816	CLASS OF 2016	0.00	30.00	204.00	0.00	6.70	197.30	0.00	197.30
200 9841	VIKING PRIDE	2,686.53	0.00	0.00	0.00	0.00	2,686.53	0.00	2,686.53
200 9842	EARTH CLUB	1,526.57	0.00	0.00	0.00	0.00	1,526.57	0.00	1,526.57
200 9843	JUNIOR STATESMEN OF AMERICA CLUB - H.S.	749.01	0.00	0.00	0.00	0.00	749.01	0.00	749.01
200 9844	BOWLING CLUB - HS	319.33	945.00	945.00	0.00	0.00	1,264.33	1,350.00	85.67-
200 9845	Destination Imagination	694.00	0.00	4,441.00	0.00	5,100.00	35.00	0.00	35.00
200 9846	8th Grade Class Trip	4,379.83	2,564.00	68,892.00	7,025.00	22,193.60	51,078.23	0.00	51,078.23
200 9847	Yearbook: Middle School	8,726.06	123.00	2,211.00	0.00	5,565.85	5,371.21	0.00	5,371.21
200 9849	Outdoor Club: Middle School	3,850.47	320.00	320.00	0.00	0.00	4,170.47	700.00	3,470.47
200 9853	Student Council - Middle School	3,547.63	0.00	0.00	0.00	90.26	3,457.37	1,400.00	2,057.37
200 9857	MUSE Machine: Middle School	1,220.46	1,482.00	3,862.00	1,643.52	1,893.52	3,188.94	5,325.00	2,136.06-
200 9860	SCIENCE CLUB - H.S.	14,709.19	75.44	825.44	0.00	0.00	15,534.63	0.00	15,534.63
200 9864	VIKING SHOP BOOKSTORE - H.S.	11,059.41	0.00	0.00	0.00	1,000.00	10,059.41	0.00	10,059.41
200 9865	DECA SALES CLUB - H.S.	1,405.37	0.00	0.00	0.00	0.00	1,405.37	0.00	1,405.37
200 9866	HOME EC: H.S.	499.24	84.02	84.02	0.00	0.00	583.26	84.02	499.24



MIAMISBURG CITY SD  
 Financial Report by Fund/SCC  
 fy 2012-13

Fund #	Fund Description	FYTD Receipts	MTD Expenditures	FYTD Expenditures	Current Fund Balance	Current Encumbrances	Unencumbered Fund Balance	Bank Code	
Begin	Balance	Receipts	Expenditures	Expenditures	Balance	Encumbrances	Balance	Code	
200 9867	FUTURE MEDICAL CAREERS - H.S.	342.44	131.32	131.32	0.00	0.00	473.76	720.00	246.24-
200 9870	STUDENT GOVERNMENT: HIGH SCHOOL	12,028.86	79.76	11,509.31	1,148.76	6,653.67	16,884.50	1,064.05	15,820.45
200 9872	MIRUS YEARBOOK - H.S.	3,167.52	1,655.00	5,515.00	0.00	1,929.11	6,753.41	0.00	6,753.41
200 9873	HONOR SOCIETY - H.S.	869.98	960.00	1,478.63	32.95	117.95	2,230.66	829.65	1,401.01
200 9874	MUSICAL - H.S.	1,156.20	0.00	0.00	0.00	0.00	1,156.20	0.00	1,156.20
200 9876	BLUE & WHITE NEWSPAPER	129.41	0.00	0.00	0.00	0.00	129.41	0.00	129.41
200 9878	COMPUTER CLUB: H.S.	4,611.89	0.00	0.00	1,289.07	1,289.07	3,322.82	0.00	3,322.82
200 9879	VIDEO CLUB: H.S.	12,290.72	320.00	540.00	17.21	17.21	12,813.51	1,000.00	11,813.51
200 9880	MUSE MACHINE	816.00	36.00	381.00	185.49	785.49	411.51	150.00	261.51
200 9882	DIVERSITY FORUM CLUB - HS	159.57	0.00	0.00	0.00	0.00	159.57	0.00	159.57
200 9883	HOLE-IN-ONE CLUB - HS	250.13	0.00	1,040.00	0.00	1,092.00	198.13	175.00	23.13
200 9885	DISCOVERY CLUB (S.S.) - H.S.	363.64	0.00	0.00	0.00	0.00	363.64	0.00	363.64
200 9887	MIAMISBURG BASKETBALL INTRAMURAL LEAGUE	800.00	2,790.00	2,790.00	0.00	0.00	3,590.00	2,200.00	1,390.00
200 9895	SKI CLUB - HS	3,668.97	0.00	0.00	0.00	0.00	3,668.97	0.00	3,668.97
200 9906	S.C.R.E.A.M: High School	148.16	0.00	0.00	0.00	0.00	148.16	0.00	148.16
200 9907	MHS: S.A.D.D.	1,322.06	0.00	0.00	0.00	0.00	1,322.06	0.00	1,322.06

Fund #	Fund Description	FYTD Receipts	MTD Expenditures	FYTD Expenditures	Current Fund Balance	Current Encumbrances	Unencumbered Fund Balance	Bank Code
Begin	Balance	MTD Receipts						
200 9908	PRIDE: MIDDLE SCHOOL	141.00	0.00	0.00	141.00	0.00	141.00	
200 9909	CHALLENGERS - gifted	1,902.80	0.00	1,400.00	0.00	150.00	3,152.80	3,152.80
200 9910	H.S. INTERNATIONAL CLUB	134.16	0.00	0.00	0.00	0.00	134.16	134.16
200 9913	ART CLUB: H.S.	552.42	0.00	0.00	0.00	0.00	552.42	552.42
200 9916	Student Council: Mound	159.17	0.00	0.00	0.00	0.00	159.17	159.17
300 0000	ATHLETIC FUND - H.S.	208,707.63	22,634.65	99,228.10	16,995.27	74,042.02	233,893.71	61,582.85
401 9012	FY12 Auxiliary: Dayton Christian	190,259.79	0.00	0.00	522.52	183,286.96	6,972.83	6,803.13
401 9013	FY13 Auxiliary: Dayton Christian	0.00	164,292.41	328,623.56	31,355.74	134,468.89	194,154.67	38,770.17
401 9112	FY12 AUXILIARY: CREATIVE WORLD OF MONTESSORI	12,411.18	0.00	0.00	2,319.55	12,411.18	0.00	0.00
401 9113	FY13 AUXILIARY: CREATIVE WORLD OF MONTESSORI	0.00	3,133.03	6,269.17	222.23	358.11	5,911.06	0.00
401 9912	FY12 Auxiliary: Bishop Leibold	95,625.21	0.00	0.00	2,005.30	88,465.78	7,159.43	1,079.86
401 9913	FY13 Auxiliary: Bishop Leibold	0.00	77,274.99	154,566.48	19,423.74	51,154.66	103,411.82	547.95
432 9911	FY11 EMIS	25,175.70	0.00	0.00	0.00	25,175.70	0.00	0.00
432 9912	FY12 EMIS	7,247.02	0.00	0.00	0.00	7,163.10	83.92	0.00
432 9913	FY13 EMIS	0.00	0.00	165,000.00	2,583.04	58,522.80	106,477.20	5,679.73
463 9912	FY12 Alternative Education	1,687.70	0.00	3,021.94	0.00	4,709.64	0.00	0.00

MIAMISBURG CITY SD  
 Financial Report by Fund/SCC  
 fy 2012-13

Fund #	Fund Description	FYTD Receipts	MTD Expenditures	FYTD Expenditures	Current Fund Balance	Current Encumbrances	Unencumbered Fund Balance	Bank Code
Begin	Balance	Receipts	Expenditures	Expenditures	Balance	Encumbrances	Balance	Code
463 9913	FY13 Alternative Education	0.00	3,150.39	9,779.58	1,150.39-	14,501.31	15,651.70-	
		3,880.94						
499 9012	FY12 SCHOOL PSYCHOLOGY INTERN	186.08	0.00	4,748.28	0.00	0.00	0.00	
		474.79						
499 9013	FY13 SCHOOL PSYCHOLOGY INTERN	0.00	2,337.86	7,013.58	12.14	100.00	87.86-	
		7,025.72						
499 9333	MIAMISBURG SECONDARY ACADEMY	36,194.58	37,536.59	172,936.88	136,742.30-	31.06	136,773.36-	
		0.00						
504 9912	EDUCATION JOBS FUND -- FY 2011-12	4,326.74	0.00	59,202.39	0.00	0.00	0.00	
		0.00						
506 9912	RTTT -- FY 2011-12	4,381.35	0.00	19,278.42	0.00	0.00	0.00	
		0.00						
506 9913	RTTT -- FY 2012-13	0.00	13,428.20	56,551.39	5,428.20-	579.00	6,007.20-	
		13,914.31						
516 9912	FY12 Title VI-B IDEA	26,509.07	0.00	203,286.50	0.00	0.00	0.00	
		0.00						
516 9913	FY13 Title VI-B IDEA	0.00	80,042.36	242,935.13	5,042.36-	61,269.65	66,312.01-	
		108,119.63						
533 9912	FY12 Title II-D Technology	191.85	0.00	2,350.00	0.00	0.00	0.00	
		0.00						
551 9013	FY13 Title III LEP	0.00	1,396.04	3,103.44	246.04-	1.29	247.33-	
		2,857.40						
551 9912	FY12 Title III Immigrant	892.61	0.00	892.61	0.00	0.00	0.00	
		0.00						
572 9910	FY10 Title I Schoolwide	704.90	0.00	0.00	704.90	0.00	704.90	
		0.00						
572 9912	FY12 Title I Schoolwide	10,875.60	0.00	129,078.79	0.00	0.00	0.00	
		0.00						
572 9913	FY13 Title I Schoolwide	0.00	71,857.06	232,404.97	3,142.94	350.34	2,792.60	
		75,318.91						
587 9912	FY12 Early Childhood Special Education IDEA	104.75	0.00	3,826.05	0.00	0.00	0.00	
		0.00						

MIAMISBURG CITY SD  
 Financial Report by Fund/SCC  
 fy 2012-13

Fund #	Fund Description	FYTD Receipts	MTD Expenditures	FYTD Expenditures	Current Fund Balance	Current Encumbrances	Unencumbered Fund Balance	Bank Code	
587 9913	FY13 Early Childhood Special Education IDEA	0.00	2,342.70	8,367.10	2,243.58	8,610.68	243.58-	1.58	245.16-
590 9912	FY12 Title II-A Improving Teacher Quality	862.09	0.00	21,113.92	0.00	21,976.01	0.00	0.00	0.00
590 9913	FY13 Title II-A Improving Teacher Quality	0.00	11,000.00	33,825.88	11,050.90	33,272.45	553.43	6.13	547.30
GRAND TOTALS:									
		47,426,356.86	5,111,807.07	29,129,645.65	8,180,587.19	52,703,920.03	23,852,082.48	7,176,593.12	16,675,489.36