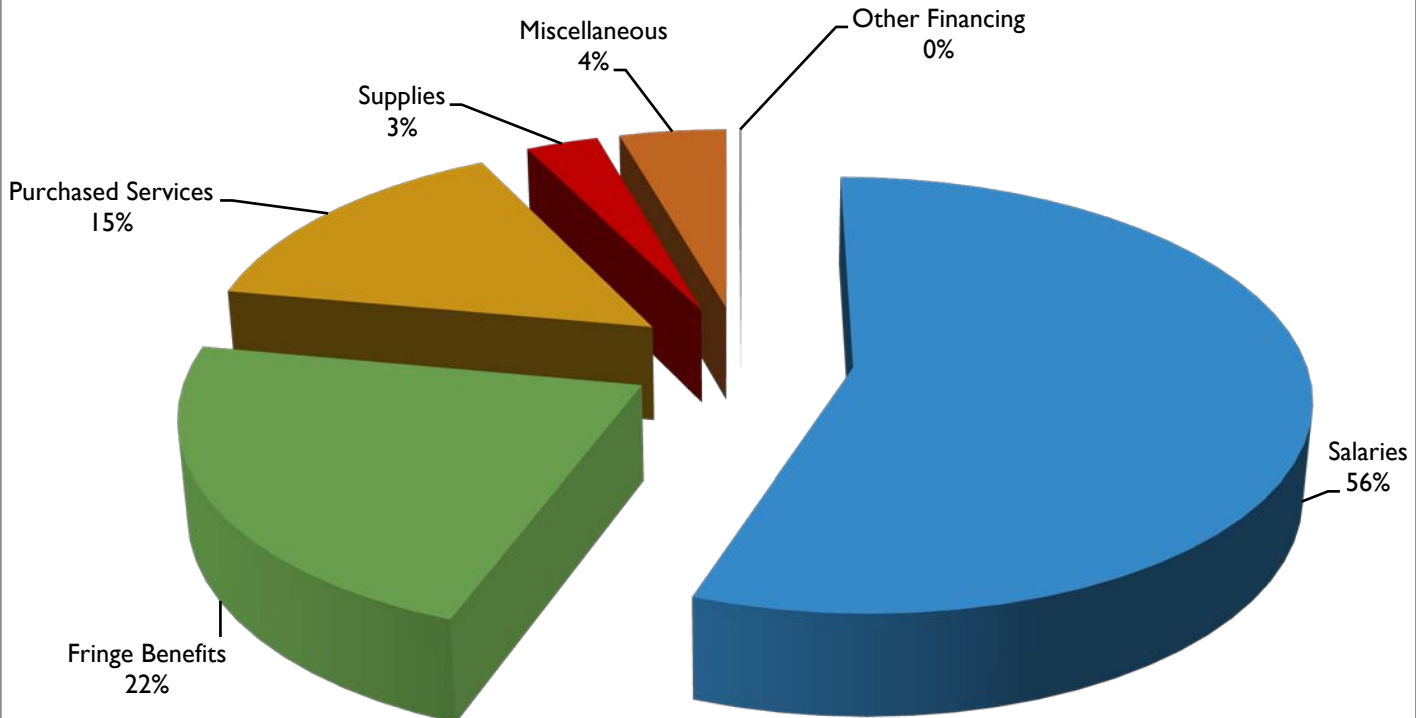




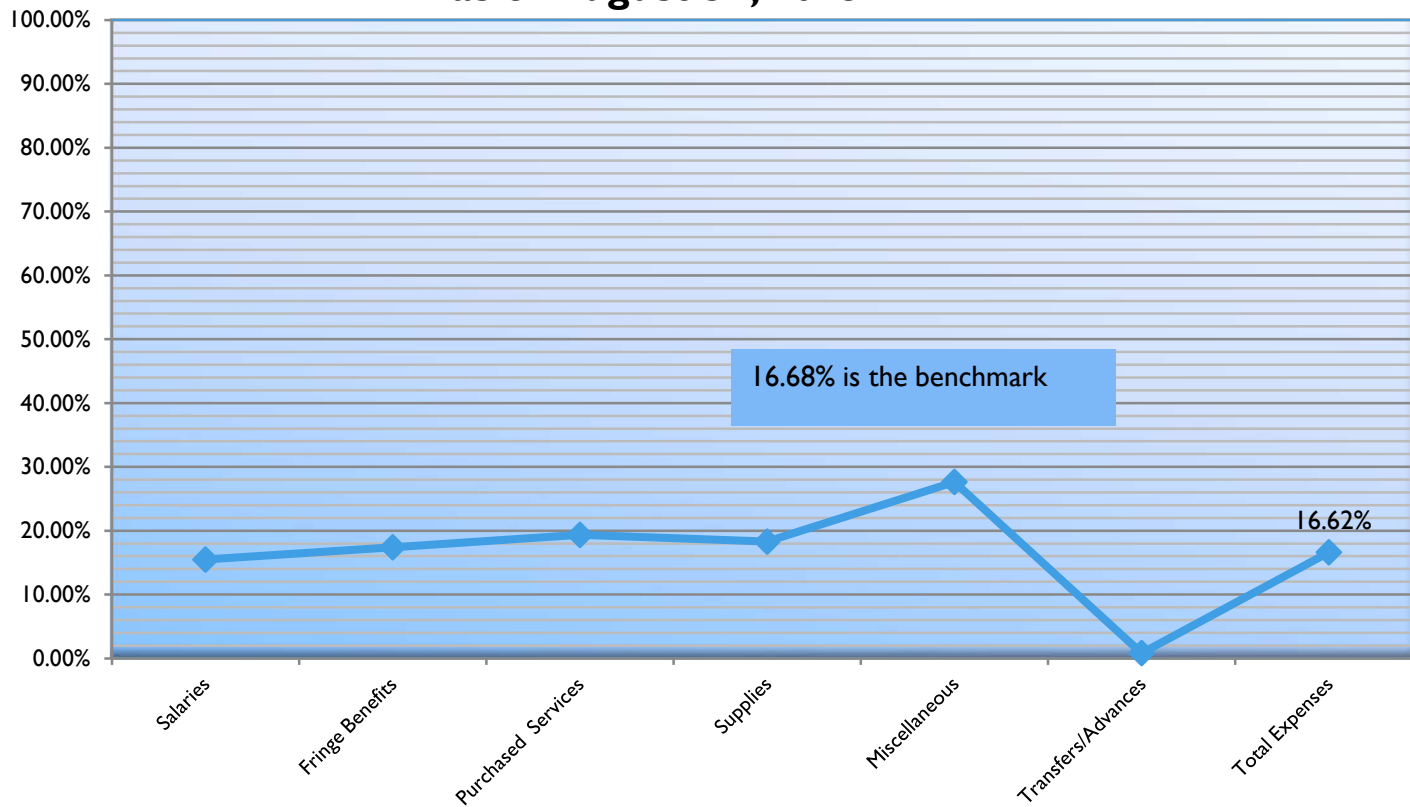
AUGUST 2015

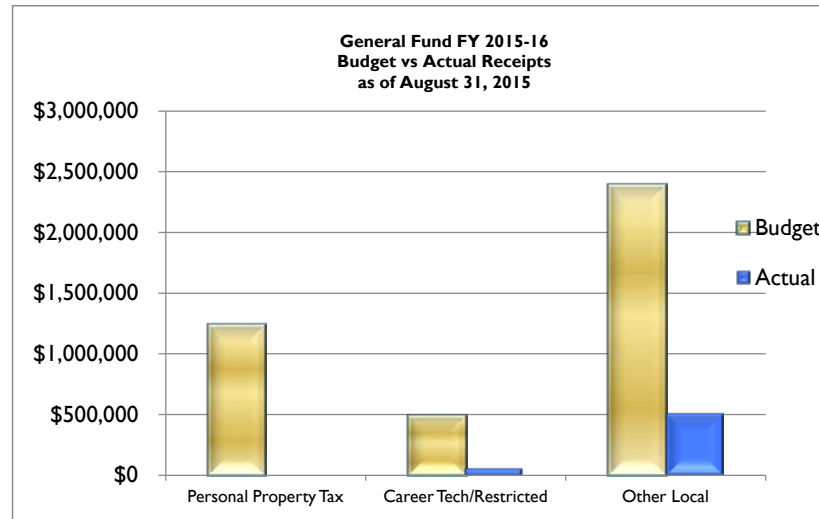
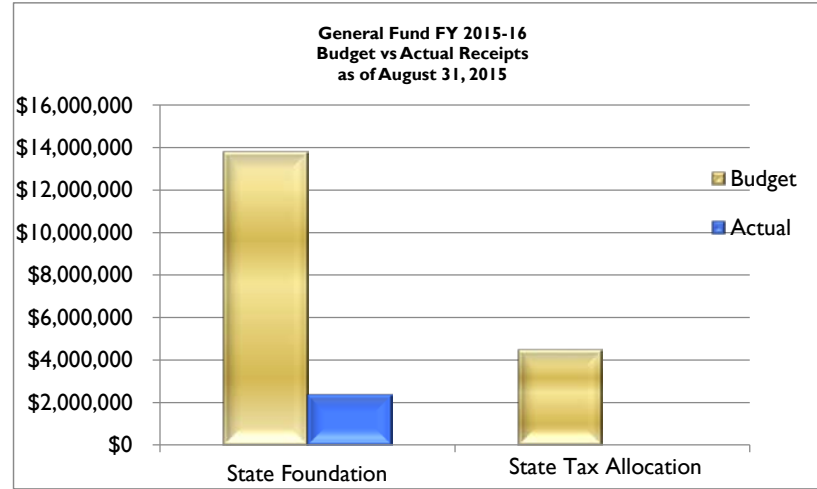
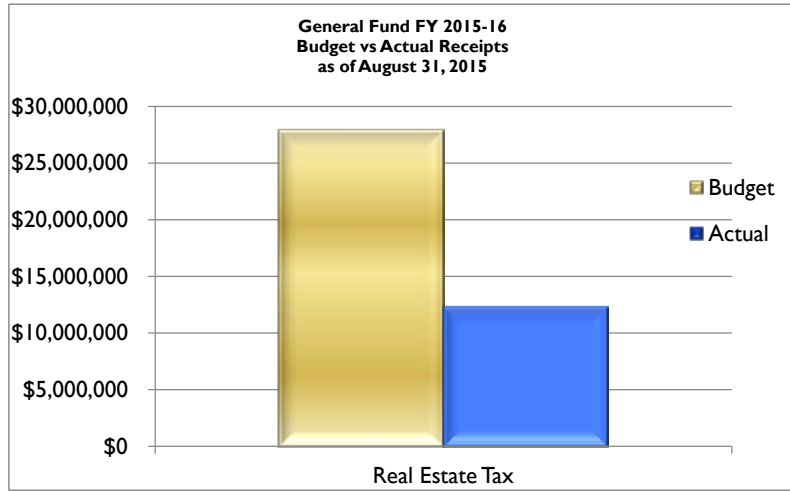
Where does the money go ?

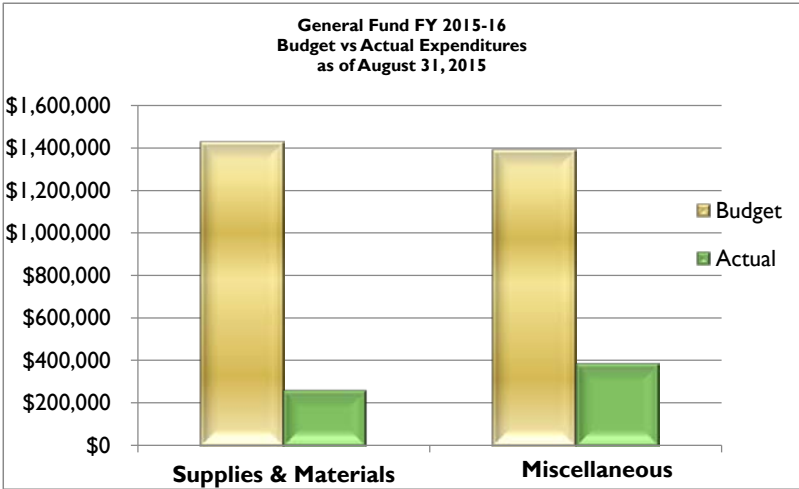
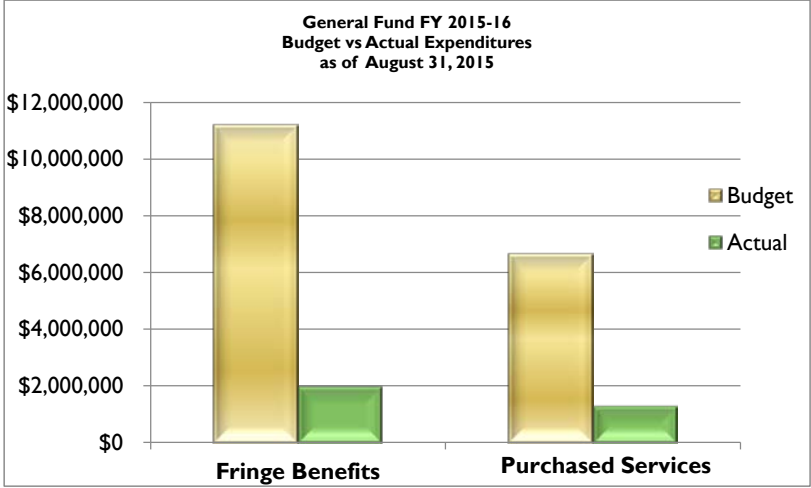
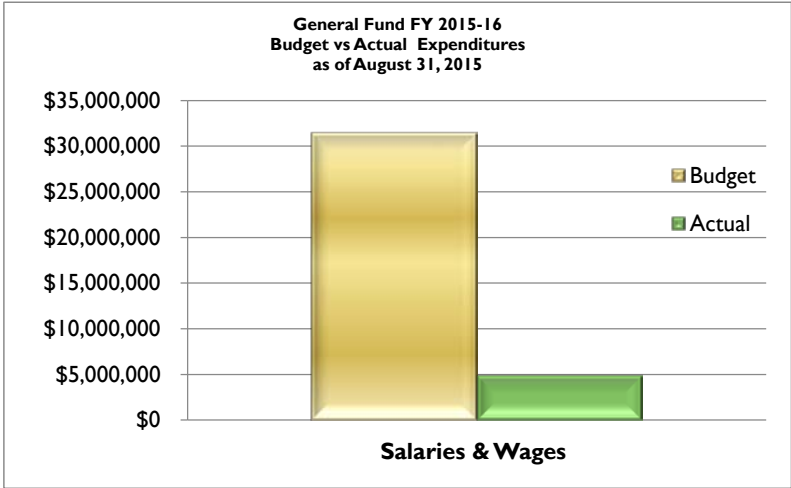


General Fund FY 2015-16
Total Expenditures - \$ 8,757,655

General Fund FY 2015-16 Percentage spent of Expenditures as of August 31, 2015







Miamisburg City School District
Bank Reconciliation
August 31, 2015

Balance Per Bank Statements

Farmers & Merchants	3,800,003.78
Fifth Third Checking	11,410,830.87
Red Tree investment/US Bank	14,259,259.19
Campus Quest - Farmers & Merchants	303,471.28
Star Ohio	3,453.42

Total Bank Balance	29,777,018.54
---------------------------	----------------------

Change Fund	5,225.00
Petty Cash	400.00
	29,782,643.54

Less:	
Outstanding Checks - A/P	(789,285.15)
Outstanding Payroll Checks	(65,313.87)

Adjusted Bank Balance	28,928,044.52
------------------------------	----------------------

Fund Balances

Fund Balances as of August 31, 2015	28,887,512.15
Less:	
Bank Service charge	(765.27)
Misc	-
V Card Transfer	-
Flex bank fee	(898.00)
Bad Check	(280.00)
Add:	
Returned direct deposits	1,523.50
Purchasing card	6,917.45
Outstanding Deposits	34,034.69

Adjusted Fund Balances	28,928,044.52
-------------------------------	----------------------

Variance Between Fund and Book	0.00
---------------------------------------	-------------

-- Options Summary --

Summary or Detail Report? (S,D) S
Output file: FINSUMM1.PDF
Type: CSV
Print options page? (Y,N) Y
Report heading: FY 2015-16
Generate FINDET report for comparison? (Y,N) N
Sort options: FD
Subtotal options: FD
Include future encumbrance amounts? (Y,N) N
Include accounts with zero amounts? (Y,N) N
Include accounts which are no longer active? (Y,N,I) Y

BAT_FINSUM executed by MBADMIN on node MDECA5:: at 1-SEP-2015 12:11:46.35

MIAMISBURG CITY SD
 Financial Report by Fund
 FY 2015-16

Begin Balance	MTD Receipts	FYTD Receipts	MTD Expenditures	FYTD Expenditures	Current Fund Balance	Current Encumbrances	Unencumbered Fund Balance
TOTAL FOR Fund 001 - GENERAL:							
11,870,437.03	2,422,619.09	15,246,849.93	4,151,716.35	8,757,656.27	18,359,630.69	1,763,750.50	16,595,880.19
TOTAL FOR Fund 002 - BOND RETIREMENT:							
2,452,894.06	0.00	1,884,700.16	0.00	0.00	4,337,594.22	0.00	4,337,594.22
TOTAL FOR Fund 003 - PERMANENT IMPROVEMENT:							
3,858,123.71	703,811.51-	1,146,884.76	568,306.42	1,340,550.26	3,664,458.21	2,140,387.73	1,524,070.48
TOTAL FOR Fund 004 - BUILDING:							
15,132.14	0.00	0.00	0.00	0.00	15,132.14	0.00	15,132.14
TOTAL FOR Fund 005 - REPLACEMENT:							
25,156.69	0.00	0.00	0.00	0.00	25,156.69	0.00	25,156.69
TOTAL FOR Fund 006 - FOOD SERVICE:							
1,144,191.61	86,480.50	87,167.32	145,701.05	319,167.79	912,191.14	380,582.68	531,608.46
TOTAL FOR Fund 007 - SPECIAL TRUST:							
114,661.78	389.51	648.18	342.21	663.09	114,646.87	415.19	114,231.68
TOTAL FOR Fund 008 - ENDOWMENT:							
6,499.69	0.00	0.00	0.00	0.00	6,499.69	0.00	6,499.69
TOTAL FOR Fund 009 - UNIFORM SCHOOL SUPPLIES:							
108,977.89	58,790.53	59,364.93	78,819.52	116,101.49	52,241.33	53,534.14	1,292.81-
TOTAL FOR Fund 018 - PUBLIC SCHOOL SUPPORT:							
194,670.22	4,396.24	5,093.15	5,499.58	20,984.84	178,778.53	11,450.50	167,328.03
TOTAL FOR Fund 019 - OTHER GRANT:							
75,792.20	10,850.00	21,771.36	2,262.49	3,138.41	94,425.15	6,257.27	88,167.88
TOTAL FOR Fund 024 - EMPLOYEE BENEFITS SELF INS.:							
53,890.00	0.00	0.00	0.00	0.00	53,890.00	0.00	53,890.00
TOTAL FOR Fund 031 - UNDERGROUND STORAGE TANK FUND							
6,800.00	0.00	0.00	0.00	0.00	6,800.00	0.00	6,800.00
TOTAL FOR Fund 035 - TERMINATION BENEFITS - HB426:							
572,260.39	0.00	0.00	30,706.09	77,570.89	494,689.50	0.00	494,689.50
TOTAL FOR Fund 070 - CAPITAL PROJECTS:							
239,994.56	3,800.36	9,007.71	0.48	50,000.48	199,001.79	164,880.00	34,121.79
TOTAL FOR Fund 200 - STUDENT MANAGED ACTIVITY:							
153,960.14	4,185.94	4,586.64	12,797.29	46,720.86	111,825.92	32,764.91	79,061.01

MIAMISBURG CITY SD
 Financial Report by Fund
 FY 2015-16

Begin Balance	MTD Receipts	FYTD Receipts	MTD Expenditures	FYTD Expenditures	Current Fund Balance	Current Encumbrances	Unencumbered Fund Balance
TOTAL FOR Fund 300 - DISTRICT MANAGED ACTIVITY:							
181,269.95	19,532.61	19,532.61	20,968.96	29,114.89	171,687.67	75,503.59	96,184.08
TOTAL FOR Fund 401 - AUXILIARY SERVICES:							
99,616.42	255,127.54	255,133.36	39,154.70	113,572.54	241,177.24	102,310.46	138,866.78
TOTAL FOR Fund 432 - MANAGEMENT INFORMATION SYSTEM							
28,295.86	0.00	0.00	47,993.73	74,975.08	46,679.22-	55,343.77	102,022.99-
TOTAL FOR Fund 451 - DATA COMMUNICATION FUND:							
0.00	0.00	0.00	16,200.00	16,200.00	16,200.00-	0.00	16,200.00-
TOTAL FOR Fund 463 - ALTERNATIVE SCHOOLS:							
634.52	0.00	0.00	0.00	0.00	634.52	0.00	634.52
TOTAL FOR Fund 499 - MISCELLANEOUS STATE GRANT FUN							
3,760.27	4,000.00	8,500.00	23,966.30	46,734.83	34,474.56-	100.00	34,574.56-
TOTAL FOR Fund 506 - RACE TO THE TOP:							
658.89	1,404.69	1,404.69	0.00	2,063.58	0.00	0.00	0.00
TOTAL FOR Fund 516 - IDEA PART B GRANTS:							
41,109.16	156,721.90	156,721.90	74,553.91	173,349.36	24,481.70	6,893.92	17,587.78
TOTAL FOR Fund 551 - LIMITED ENGLISH PROFICIENCY:							
115.12	1,500.00	3,100.00	1,680.04	3,265.05	49.93-	0.00	49.93-
TOTAL FOR Fund 572 - TITLE I DISADVANTAGED CHILDRE							
16,993.64	65,000.00	170,000.00	116,972.72	266,847.13	79,853.49-	21,650.09	101,503.58-
TOTAL FOR Fund 587 - IDEA PRESCHOOL-HANDICAPPED:							
135.17	1,646.01	5,010.84	1,874.51	6,256.20	1,110.19-	0.00	1,110.19-
TOTAL FOR Fund 590 - IMPROVING TEACHER QUALITY:							
885.77	12,000.00	23,700.00	11,645.10	23,649.23	936.54	0.00	936.54
GRAND TOTALS:							
21,266,916.88	2,404,633.41	19,109,177.54	5,351,161.45	11,488,582.27	28,887,512.15	4,815,824.75	24,071,687.40

-- Options Summary --

Summary or Detail Report? (S,D) D
Output file: FINSUMM.PDF
Type: CSV
Print options page? (Y,N) Y
Report heading: fy 2015-16
Generate FINDET report for comparison? (Y,N) N
Sort options: FS
Include future encumbrance amounts? (Y,N) N
Include accounts with zero amounts? (Y,N) N
Include accounts which are no longer active? (Y,N,I) Y

BAT_FINSUM executed by MBADMIN on node MDECA5:: at 1-SEP-2015 12:11:28.46

MIAMISBURG CITY SD
 Financial Report by Fund/SCC
 fy 2015-16

Fund #	Fund Description	FYTD Receipts	MTD Expenditures	FYTD Expenditures	Current Fund Balance	Current Encumbrances	Unencumbered Fund Balance	Bank Code
001 0000	General Fund							
	11,870,437.03	2,422,619.09	15,246,849.93	4,151,716.35	8,757,656.27	18,359,630.69	1,763,750.50	16,595,880.19
002 9080	Bond Retirement: 2008 Issue							
	1,482,345.16	0.00	1,698,500.14	0.00	0.00	3,180,845.30	0.00	3,180,845.30
002 9097	Bond Retirement: 1997 Issue							
	970,548.90	0.00	186,200.02	0.00	0.00	1,156,748.92	0.00	1,156,748.92
003 9080	Construction Interest: 2008 Issue							
	789,608.11	0.00	0.00	0.00	351.00	789,257.11	11,546.50	777,710.61
003 9090	Perm Improvement: Montgomery County TID							
	316,105.42	0.00	0.00	0.00	0.00	316,105.42	260,500.00	55,605.42
003 9091	Perm Improvement: 1991 Levy							
	1,586,845.91	0.00	562,250.06	187,400.71	729,330.30	1,419,765.67	798,221.17	621,544.50
003 9093	Perm Improvement: 1993 Levy							
	1,165,564.27	703,811.51-	584,634.70	380,905.71	610,868.96	1,139,330.01	1,070,120.06	69,209.95
004 9097	BUILDING FUND							
	15,132.14	0.00	0.00	0.00	0.00	15,132.14	0.00	15,132.14
005 0000	Insurance Replacement							
	25,156.69	0.00	0.00	0.00	0.00	25,156.69	0.00	25,156.69
006 0000	LUNCHROOM							
	1,144,191.61	86,480.50	87,167.32	145,701.05	319,167.79	912,191.14	380,582.68	531,608.46
007 9810	Staff Trust Fund: Transportation							
	4,579.43	62.48	145.94	70.01	139.12	4,586.25	0.00	4,586.25
007 9814	Staff Flower Fund: Middle School							
	3,913.37	0.00	0.00	0.00	55.90	3,857.47	65.19	3,792.28
007 9815	Staff Flower Fund: Mound							
	92.42	0.00	0.00	0.00	0.00	92.42	0.00	92.42
007 9818	TEACHERS LOUNGE - H.S.							
	349.07	58.55	133.55	40.74	40.74	441.88	100.00	341.88
007 9820	CENTRAL OFFICE - COKE SALES							
	1,810.28	19.78	19.78	0.00	50.00	1,780.06	0.00	1,780.06
007 9821	PRESCHOOL COALITION							
	150.00	0.00	0.00	0.00	0.00	150.00	0.00	150.00

MIAMISBURG CITY SD
 Financial Report by Fund/SCC
 fy 2015-16

Fund #	Fund Description	FYTD Receipts	MTD Expenditures	FYTD Expenditures	Current Fund Balance	Current Encumbrances	Unencumbered Fund Balance	Bank Code
Begin	Balance	Receipts	Expenditures	Expenditures	Balance	Encumbrances	Balance	Code
007 9823	Coke Sponsorship Fund	98,754.31	0.00	0.00	98,754.31	0.00	98,754.31	
007 9825	Staff Flower Fund: Kinder	720.86	81.62	150.00	617.61	0.00	617.61	
007 9826	Staff Flower Fund: Bauer	215.84	0.00	0.00	215.84	0.00	215.84	
007 9827	Staff Flower Fund: Mark Twain	1,473.50	64.50	81.46	1,345.54	250.00	1,095.54	
007 9828	Staff Flower Fund: Bear	1,751.08	16.81	0.00	1,791.17	0.00	1,791.17	
007 9829	Staff Flower Fund: Medlar View	246.24	44.10	0.00	339.64	0.00	339.64	
007 9830	Staff Flower Fund: Jane Chance	605.38	41.67	0.00	674.68	0.00	674.68	
008 9008	MIAMISBURG SCHOOL FOUNDATION	6,499.69	0.00	0.00	6,499.69	0.00	6,499.69	
009 9901	Uniform School Supplies: Bauer	9,990.05	30.00	2,016.99	4,475.02	0.00	4,475.02	
009 9902	Uniform School Supplies: Bear	7,300.46	2,205.00	1,845.14	5,483.70	810.09	4,673.61	
009 9903	Uniform School Supplies: Kinder	20,738.24	3,060.00	1,811.05	19,304.05	2,823.73	16,480.32	
009 9904	Uniform School Supplies: Mark Twain	13,873.29	3,510.00	1,770.90	12,333.01	2,272.14	10,060.87	
009 9905	Uniform School Supplies: Mound	6,614.18	4,100.00	1,973.09	5,489.70	2,213.31	3,276.39	
009 9908	Uniform School Supplies: MHS	20,961.27	27,355.53	43,214.58	3,311.67-	34,954.41	38,266.08-	
009 9911	Uniform School Supplies: Medlar View	10,708.77	60.00	2,177.82	2,557.17	0.00	2,557.17	
009 9914	Uniform School Supplies: Jane Chance	9,081.54	4,920.00	4,369.12	6,455.03	217.80	6,237.23	

Fund #	Fund Description	FYTD Receipts	MTD Expenditures	FYTD Expenditures	Current Fund Balance	Current Encumbrances	Unencumbered Fund Balance	Bank Code
Begin Balance	MTD Receipts							
009 9915	Uniform School Supplies: Middle School	13,670.00	19,640.83	23,924.77	544.68-	10,242.66	10,787.34-	
	9,710.09	13,550.00						
018 9831	Principal's Fund: Bauer	818.92	0.00	0.00	6,222.52	500.00	5,722.52	
	5,403.60	818.92						
018 9832	Principal's Fund: Bear	249.41	0.00	0.00	15,083.96	400.00	14,683.96	
	14,834.55	0.00						
018 9833	Principal's Fund: Kinder	441.40	0.00	0.00	4,874.66	0.00	4,874.66	
	4,433.26	441.40						
018 9834	Principal's Fund: Mark Twain	807.34	2,498.77	5,094.49	24,342.59	594.00	23,748.59	
	28,629.74	807.34						
018 9835	Principal's Fund: Mound	820.79	235.00	385.00	21,946.12	1,520.00	20,426.12	
	21,510.33	820.79						
018 9838	Principal's Fund: MHS	561.39	198.45	12,341.68	42,614.72	3,300.00	39,314.72	
	54,395.01	232.46						
018 9839	Principal's Fund: Medlar View	70.27	2,550.45	2,957.76	35,574.54	3,021.51	32,553.03	
	38,462.03	70.27						
018 9840	Principal's Fund: Maddux-Lang Primary	0.00	0.00	0.00	2,130.82	0.00	2,130.82	
	2,130.82	0.00						
018 9841	Principal's Fund: Jane Chance	930.60	16.91	16.91	3,285.29	0.00	3,285.29	
	2,371.60	930.60						
018 9842	Principal's Fund: Middle School	393.03	0.00	189.00	22,703.31	2,114.99	20,588.32	
	22,499.28	274.46						
019 9005	Special Olympics	0.00	0.00	281.25	4,130.63	1,000.00	3,130.63	
	4,411.88	0.00						
019 9006	Thanks a Million Giveaway	0.00	0.00	0.00	50,000.00	0.00	50,000.00	
	50,000.00	0.00						
019 9007	FRANKLIN WALTER-MHS SCIENCE DEPT. GRANT	0.00	0.00	0.00	8.00	0.00	8.00	
	8.00	0.00						
019 9097	DISCOVER GIVEAWAY - MARK TWAIN	0.00	338.00	338.00	5,094.04	0.00	5,094.04	
	5,432.04	0.00						
019 9416	LPDC Tuition Payments	1,240.00	0.00	0.00	8,992.10	0.00	8,992.10	
	7,752.10	0.00						

Fund #	Fund Description	FYTD Receipts	MTD Expenditures	FYTD Expenditures	Current Fund Balance	Current Encumbrances	Unencumbered Fund Balance	Bank Code
Begin Balance	MTD Receipts							
019 9798	MENTORING PROGRAM	60.54	0.00	0.00	60.54	0.00	60.54	
019 9899	DONATION - EXERCISE SCIENCE	957.64	0.00	0.00	957.64	0.00	957.64	
019 9903	BELIEVE IN OHIO SCIENCE GRANT -HS	21.82	0.00	15.00	6.82	0.00	6.82	
019 9904	SCIENCE LITERACY GRANT - DAYTON FOUNDATION	5.72	1,500.00	0.00	1,505.72	0.00	1,505.72	
019 9905	Science Grant: Bauer	549.29	0.00	0.00	549.29	0.00	549.29	
019 9907	PROJECT 40 GRANT	679.43	0.00	0.00	679.43	0.00	679.43	
019 9908	KDG READINESS COALITION GRANT FY15	232.83	0.00	0.00	232.83	0.00	232.83	
019 9909	KDG READINESS COALITION GRANT FY16	0.00	2,750.00	0.00	2,750.00	0.00	2,750.00	
019 9910	COMMUNITY OUTREACH	3,742.33	6,600.00	0.00	10,342.33	3,000.00	7,342.33	
019 9917	MHS Parent Association	25.27	0.00	0.00	25.27	0.00	25.27	
019 9919	FY15 MINI GRANTS	913.31	0.00	594.67	0.00	0.00	0.00	
019 9920	FY16 MINI GRANTS	0.00	10,000.00	1,909.49	8,090.51	2,141.92	5,948.59	
019 9940	FOREIGN LANG. GRANT - MMS	1,000.00	0.00	0.00	1,000.00	115.35	884.65	
024 0000	EMPLOYEE BENEFITS	53,890.00	0.00	0.00	53,890.00	0.00	53,890.00	
031 0000	UNDERGROUND STORAGE TANK	6,800.00	0.00	0.00	6,800.00	0.00	6,800.00	
035 0000	Termination Benefits Fund	572,260.39	0.00	30,706.09	494,689.50	0.00	494,689.50	

MIAMISBURG CITY SD
 Financial Report by Fund/SCC
 fy 2015-16

Fund #	Fund Description	FYTD Receipts	MTD Expenditures	FYTD Expenditures	Current Fund Balance	Current Encumbrances	Unencumbered Fund Balance	Bank Code	
Begin Balance	MTD Receipts								
070 9906	Capital Projects Fund	176,755.39	0.00	0.00	176,755.39	0.00	176,755.39		
070 9914	Campus Quest Fund	63,239.17	3,800.36	9,007.71	0.48	50,000.48	22,246.40	164,880.00	142,633.60-
200 9800	Class of 2000	682.05	0.00	0.00	0.00	0.00	682.05	0.00	682.05
200 9815	CLASS OF 2015	4,428.17	0.00	8.00	0.00	4,436.17	0.00	0.00	0.00
200 9816	CLASS OF 2016	1,311.72	172.20	172.20	0.00	0.00	1,483.92	0.00	1,483.92
200 9817	CLASS OF 2017	933.99	172.79	176.79	0.00	0.00	1,110.78	0.00	1,110.78
200 9818	CLASS OF 2018	122.76	50.00	50.00	0.00	0.00	172.76	0.00	172.76
200 9819	CLASS OF 2019	0.00	134.00	134.00	0.00	0.00	134.00	0.00	134.00
200 9841	VIKING PRIDE	2,050.37	0.00	0.00	0.00	0.00	2,050.37	0.00	2,050.37
200 9842	EARTH CLUB	1,340.61	0.00	0.00	0.00	0.00	1,340.61	0.00	1,340.61
200 9843	JUNIOR STATESMEN OF AMERICA CLUB - H.S.	642.20	0.00	0.00	0.00	0.00	642.20	0.00	642.20
200 9844	BOWLING CLUB - HS	190.04	0.00	0.00	0.00	0.00	190.04	0.00	190.04
200 9845	Destination Imagination	3,817.23	0.00	0.00	196.15	996.15	2,821.08	1,250.00	1,571.08
200 9846	8th Grade Class Trip	21,900.02	0.00	36.00-	990.00	18,312.23	3,551.79	450.00	3,101.79
200 9847	Yearbook: Middle School	17,213.41	40.00	110.00	9,905.04	9,905.04	7,418.37	0.00	7,418.37
200 9849	Outdoor Club: Middle School	4,087.46	540.00	540.00	281.00	281.00	4,346.46	0.00	4,346.46

MIAMISBURG CITY SD
 Financial Report by Fund/SCC
 fy 2015-16

Fund #	Fund Description	FYTD Receipts	MTD Expenditures	FYTD Expenditures	Current Fund Balance	Current Encumbrances	Unencumbered Fund Balance	Bank Code	
Begin	Balance	Receipts	Expenditures	Expenditures	Balance	Encumbrances	Balance	Code	
200 9853	Student Council - Middle School	4,373.84	0.00	0.00	4,373.84	0.00	4,373.84		
200 9857	MUSE Machine: Middle School	1,153.08	0.00	0.00	1,153.08	806.00	347.08		
200 9860	SCIENCE CLUB - H.S.	18,814.60	1,835.00	2,139.70	308.00	5,169.20	15,785.10	8,742.00	7,043.10
200 9864	VIKING SHOP BOOKSTORE - H.S.	10,040.84	0.00	0.00	434.00	434.00	9,606.84	0.00	9,606.84
200 9866	HOME EC: H.S.	354.83	0.00	0.00	0.00	0.00	354.83	0.00	354.83
200 9870	STUDENT GOVERNMENT: HIGH SCHOOL	15,119.15	0.00	0.00	494.00	5,528.05	9,591.10	4,950.00	4,641.10
200 9872	MIRUS YEARBOOK - H.S.	5,369.16	120.00	120.00	0.00	0.00	5,489.16	5,297.00	192.16
200 9873	HONOR SOCIETY - H.S.	615.45	625.00	625.00	0.00	385.00	855.45	0.00	855.45
200 9874	MUSICAL - H.S.	1,407.61	0.00	0.00	0.00	0.00	1,407.61	0.00	1,407.61
200 9876	BLUE & WHITE NEWSPAPER	457.45	0.00	0.00	0.00	0.00	457.45	0.00	457.45
200 9878	COMPUTER CLUB: H.S.	8,133.60	0.00	0.00	0.00	0.00	8,133.60	0.00	8,133.60
200 9879	VIDEO CLUB: H.S.	4,740.51	0.00	0.00	0.00	500.00	4,240.51	0.00	4,240.51
200 9880	MUSE MACHINE	383.43	0.00	0.00	147.95	147.95	235.48	0.00	235.48
200 9881	DANCE CLUB - HS	56.04	0.00	50.00	0.00	0.00	106.04	0.00	106.04
200 9883	HOLE-IN-ONE CLUB - HS	569.91	0.00	0.00	0.00	0.00	569.91	569.91	0.00
200 9885	DISCOVERY CLUB (S.S.) - H.S.	510.82	0.00	0.00	0.00	0.00	510.82	0.00	510.82

MIAMISBURG CITY SD
 Financial Report by Fund/SCC
 fy 2015-16

Fund #	Fund Description	FYTD Receipts	MTD Expenditures	FYTD Expenditures	Current Fund Balance	Current Encumbrances	Unencumbered Fund Balance	Bank Code
200 9887	MIAMISBURG BASKETBALL INTRAMURAL LEAGUE	1,451.04	0.00	0.00	1,451.04	0.00	1,451.04	
200 9888	BORCHERS BALLOONS	9,377.02	496.95	41.15	9,639.90	10,700.00	1,060.10	-
200 9889	VOCAL MUSIC -HS	3,467.15	0.00	0.00	3,075.15	0.00	3,075.15	
200 9895	SKI CLUB - HS	2,262.57	0.00	0.00	2,262.57	0.00	2,262.57	
200 9907	MHS: S.A.D.D.	925.43	0.00	0.00	925.43	0.00	925.43	
200 9909	CHALLENGERS - gifted	3,439.92	0.00	0.00	3,439.92	0.00	3,439.92	
200 9910	H.S. INTERNATIONAL CLUB	15.04	0.00	0.00	15.04	0.00	15.04	
200 9913	ART CLUB: H.S.	1,980.41	0.00	0.00	1,980.41	0.00	1,980.41	
200 9916	Student Council: Mound	221.21	0.00	0.00	221.21	0.00	221.21	
300 0000	ATHLETIC FUND - H.S.	181,269.95	19,532.61	20,968.96	171,687.67	75,503.59	96,184.08	
401 9014	FY14 Auxiliary: Dayton Christian	187.56	0.00	0.00	187.56	0.00	187.56	
401 9015	FY15 Auxiliary: Dayton Christian	40,438.30	0.00	471.44	11,895.30	9,316.76	2,578.54	
401 9016	FY16 Auxiliary: Dayton Christian	0.00	167,208.46	18,040.98	144,433.77	85,327.00	59,106.77	
401 9115	FY15 AUXILIARY: CREATIVE WORLD OF MONTESSORI	8,834.41	0.00	0.00	3,074.37	2,566.70	507.67	
401 9116	FY16 AUXILIARY: CREATIVE WORLD OF MONTESSORI	0.00	6,778.96	0.00	6,779.48	0.00	6,779.48	
401 9915	FY15 Auxiliary: Bishop Leibold	50,156.15	0.00	13,334.31	971.68	0.00	971.68	

Fund #	Fund Description	FYTD Receipts	MTD Expenditures	FYTD Expenditures	Current Fund Balance	Current Encumbrances	Unencumbered Fund Balance	Bank Code	
Begin	Balance	Receipts	Expenditures	Expenditures					
401 9916	FY16 Auxiliary: Bishop Leibold	0.00	81,140.12	81,143.05	7,307.97	7,307.97	73,835.08	5,100.00	68,735.08
432 9915	FY15 EMIS	28,295.86	0.00	0.00	26,793.43	28,074.76	221.10	0.00	221.10
432 9916	FY16 EMIS	0.00	0.00	0.00	21,200.30	46,900.32	46,900.32-	55,343.77	102,244.09-
451 9916	FY16 Network Connectivity	0.00	0.00	0.00	16,200.00	16,200.00	16,200.00-	0.00	16,200.00-
463 9915	FY15 Alternative Education	634.52	0.00	0.00	0.00	0.00	634.52	0.00	634.52
499 9015	FY15 SCHOOL PSYCHOLOGY INTERN	319.58	4,000.00	8,500.00	4,213.92	8,528.00	291.58	100.00	191.58
499 9333	MIAMISBURG SECONDARY ACADEMY	3,440.69	0.00	0.00	19,752.38	38,206.83	34,766.14-	0.00	34,766.14-
506 9915	RTTT -- FY 2014-15	658.89	1,404.69	1,404.69	0.00	2,063.58	0.00	0.00	0.00
516 9915	FY15 Title VI-B IDEA	41,109.16	149,779.11	149,779.11	55,440.41	151,328.68	39,559.59	5,411.42	34,148.17
516 9916	FY16 Title VI-B IDEA	0.00	6,942.79	6,942.79	19,113.50	22,020.68	15,077.89-	1,482.50	16,560.39-
551 9015	FY15 Title III LEP	115.12	1,500.00	3,100.00	1,680.04	3,265.05	49.93-	0.00	49.93-
572 9013	Title I FY 2013 (West Carrolllton contract)	66.52	0.00	0.00	0.00	0.00	66.52	0.00	66.52
572 9915	FY15 Title I Schoolwide	16,927.12	65,000.00	170,000.00	86,144.62	180,130.66	6,796.46	0.00	6,796.46
572 9916	FY16 Title I Schoolwide	0.00	0.00	0.00	30,828.10	86,716.47	86,716.47-	21,650.09	108,366.56-
587 9915	FY15 Early Childhood Special Education IDEA	135.17	1,646.01	5,010.84	1,874.51	6,256.20	1,110.19-	0.00	1,110.19-
590 9915	FY15 Title II-A Improving Teacher Quality	885.77	12,000.00	23,700.00	9,668.23	21,672.36	2,913.41	0.00	2,913.41

Date: 09/01/2015
 Time: 12:11 pm

MIAMISBURG CITY SD
 Financial Report by Fund/SCC
 fy 2015-16

Page: 9
 (FINSUM)

Fund #	Fund Description	FYTD Receipts	MTD Expenditures	FYTD Expenditures	Current Fund Balance	Current Encumbrances	Unencumbered Fund Balance	Bank Code	
590 9916	FY16 Title II-A Improving Teacher Quality	0.00	1,976.87	1,976.87	1,976.87-	0.00	1,976.87-		
GRAND TOTALS:									
		21,266,916.88	2,404,633.41	19,109,177.54	5,351,161.45	11,488,582.27	28,887,512.15	4,815,824.75	24,071,687.40